

**GOTHAM ABSOLUTE 500 FUND**

Institutional Class Shares  
GFIVX

**GOTHAM ABSOLUTE 500 CORE FUND**

Institutional Class Shares  
GACFX

**GOTHAM ENHANCED 500 FUND**

Institutional Class Shares  
GENFX

**GOTHAM ENHANCED 500 CORE FUND**

Institutional Class Shares  
GECFX

**GOTHAM NEUTRAL 500 FUND**

Institutional Class Shares  
GONFX

**GOTHAM HEDGED PLUS FUND**

Institutional Class Shares  
GHPLX

**GOTHAM HEDGED CORE FUND**

Institutional Class Shares  
GCHDX

**GOTHAM DEFENSIVE LONG FUND**

Institutional Class Shares  
GDLIX

**GOTHAM DEFENSIVE LONG 500 FUND**

Institutional Class Shares  
GDLFX

**GOTHAM SHORT STRATEGIES FUND**

Institutional Class Shares  
GSSFY

# **GOTHAM INSTITUTIONAL VALUE FUND**

Institutional Class Shares  
GINVX

# **GOTHAM TOTAL RETURN FUND**

Institutional Class Shares  
GTRFX

Investor Class Shares  
GTRNX

# **GOTHAM MASTER NEUTRAL FUND**

Institutional Class Shares  
GMNFX

*of*

**FundVantage Trust**

# **PROSPECTUS**

February 1, 2018

---

## TABLE OF CONTENTS

---

	<u>Page</u>
<b>Fund Summaries</b> .....	<b>1</b>
Gotham Absolute 500 Fund .....	1
Gotham Absolute 500 Core Fund .....	7
Gotham Enhanced 500 Fund .....	13
Gotham Enhanced 500 Core Fund .....	19
Gotham Neutral 500 Fund .....	25
Gotham Hedged Plus Fund .....	31
Gotham Hedged Core Fund .....	37
Gotham Defensive Long Fund .....	43
Gotham Defensive Long 500 Fund .....	49
Gotham Short Strategies Fund .....	55
Gotham Institutional Value Fund .....	63
Gotham Total Return Fund .....	68
Gotham Master Neutral Fund .....	75
<b>More Information about the Funds' Investment Objectives, Strategies and Risks</b> .....	<b>82</b>
Investment Objectives .....	82
Additional Information about the Funds' Investment Strategies .....	82
Risks .....	84
<b>More Information about Management of the Funds</b> .....	<b>90</b>
Investment Adviser .....	90
Portfolio Managers .....	91
<b>Shareholder Information</b> .....	<b>92</b>
Pricing of Shares .....	92
Purchase of Shares .....	93
To Open an Account Directly with a Fund .....	94
To Add to an Account Directly With a Fund .....	95
Redemption of Shares .....	97
To Redeem from your Account Directly with a Fund .....	98
Exchange of Shares .....	100
Transaction Policies .....	101
Shareholder Services .....	101
Distributions .....	102
More Information about Taxes .....	102
<b>Financial Highlights</b> .....	<b>104</b>
<b>For More Information</b> .....	<b>Back Cover</b>

## FUND SUMMARIES

### GOTHAM ABSOLUTE 500 FUND

#### Investment Objective

The Gotham Absolute 500 Fund (the “Fund”) seeks long-term capital appreciation and to achieve positive returns during most annual periods in an efficient, risk-adjusted manner.

#### Expenses and Fees

This table describes the fees and expenses that you may pay if you buy and hold shares of the Fund.

#### Shareholder Fees (fees paid directly from your investment):

	<b>Institutional Class</b>
Redemption Fee (as a percentage of amount redeemed within 30 days of purchase) . . . . .	1.00%

#### Annual Fund Operating Expenses (expenses that you pay each year as a percentage of the value of your investment):

Management Fees . . . . .	1.35%
Distribution and/or Service (Rule 12b-1) Fees . . . . .	None
Other Expenses . . . . .	2.43%
Dividend and Interest Expense on Securities Sold Short . . . . .	1.70%
Other Operating Expenses . . . . .	0.73%
<b>Total Annual Fund Operating Expenses<sup>1</sup></b> . . . . .	<b>3.78%</b>
Fee Waivers and/or Expense Reimbursements <sup>1</sup> . . . . .	(0.58)%
<b>Total Annual Fund Operating Expenses After Fee Waivers and/or Expense Reimbursements<sup>1</sup></b> . . . . .	<b>3.20%</b>

<sup>1</sup> Gotham Asset Management, LLC (“Gotham” or the “Adviser”) has contractually agreed to reduce its investment advisory fee and/or reimburse certain expenses of the Fund to the extent necessary to ensure that the Fund’s total operating expenses (exclusive of taxes, “Acquired Fund Fees and Expenses,” dividend and interest expense on securities sold short, interest, extraordinary items, and brokerage commissions) do not exceed 1.50% (on an annual basis) of average daily net assets of the Fund (the “Expense Limitation”). The Expense Limitation will remain in place until January 31, 2020, unless the Board of Trustees of FundVantage Trust (the “Trust”) approves its earlier termination. The Adviser is entitled to recover, subject to approval by the Board of Trustees, such amounts reduced or reimbursed for a period of up to three (3) years from the date on which the Adviser reduced its compensation and/or assumed expenses for the Fund. The Adviser is permitted to seek reimbursement from the Fund, subject to certain limitations, for fees it waived and Fund expenses it paid to the extent the total annual fund expenses do not exceed the limits described above or any lesser limits in effect at the time of the reimbursement. No recoupment will occur unless the Fund’s expenses are below the Expense Limitation.

#### Expense Example

This Example is intended to help you compare the cost of investing in the Fund with the cost of investing in other mutual funds. The Example assumes that you invest \$10,000 in the Fund’s Institutional Class shares for the time periods indicated and then redeem all of your shares at the end of those periods. The Example also assumes that your investment has a 5% return each year and that the Fund’s operating expenses remain the same. Although your actual costs may be higher or lower, based on these assumptions your costs would be:

	<b>1 Year</b>	<b>3 Years</b>	<b>5 Years</b>	<b>10 Years</b>
Institutional Class . . . . .	\$323	\$1,046	\$1,848	\$3,942

## Portfolio Turnover

The Fund pays transaction costs, such as commissions, when it buys and sells securities (or “turns over” its portfolio). A higher portfolio turnover rate may indicate higher transaction costs and may result in higher taxes when Fund shares are held in a taxable account. These costs, which are not reflected in annual fund operating expenses or in the example, affect the Fund’s performance. During the most recent fiscal year, the Fund’s portfolio turnover rate was 203.65% of the average value of its portfolio.

## Summary of Principal Investment Strategies

The Fund seeks to achieve its investment objective by investing under normal circumstances in long and short positions of equity securities. The Fund invests primarily in U.S. common stocks of companies listed in the S&P 500® Index, but may invest in other large capitalization companies, generally selected from the largest 500 – 700 U.S. companies based on market capitalization.

The Fund generally takes long positions in securities that the Adviser believes to be undervalued and short positions in securities that the Adviser believes to be overvalued, based on the Adviser’s analysis of the issuer’s financial reports and market valuation. It is anticipated that the Fund will hold several hundred positions.

The Adviser seeks to capitalize on pricing inefficiencies in the market by employing a systematic, bottom-up, valuation approach based on the Adviser’s proprietary analytical framework to identify companies that appear to be undervalued or overvalued on both an absolute and relative basis. This approach consists of:

- Researching and analyzing each company in the Adviser’s coverage universe according to a methodology that emphasizes fundamentals such as recurring earnings, cash flows, capital efficiency, capital structure and valuation;
- Identifying and excluding companies that do not conform to the Adviser’s valuation methodology or companies judged by the Adviser to have questionable financial reporting;
- Updating the analysis for earning releases, annual (Form 10-K) and quarterly (Form 10-Q) reports and other corporate filings; and
- Recording analysis in a centralized database enabling the Adviser to compare companies and identify longs and shorts based on the Adviser’s assessment of value.

Generally the long portfolio is weighted most heavily towards those stocks that are priced at the largest discount to the Adviser’s assessment of value. Similarly, the short portfolio is generally weighted most heavily towards those short positions selling at the largest premium to the Adviser’s measures of value. The portfolio is also subject to the Adviser’s risk controls, which include liquidity and diversification considerations. The Fund is rebalanced (generally daily) to maintain exposure levels, manage risk and reposition the portfolio to reflect earnings releases and other new information related to particular companies. Because the Fund generally rebalances its long and short positions on a daily basis, the Fund may experience a high portfolio turnover rate.

The Adviser seeks to maintain the Fund’s net exposure, which is the value of the Fund’s long positions minus its short positions, below 70%, but plans to maintain a positive net exposure in most market environments. The Adviser expects that the Fund’s gross exposure, which is the value of the Fund’s long positions plus its short positions, will generally be below 250%.

The Fund’s investment of the proceeds of short sales creates leverage in the Fund which may amplify changes in the Fund’s net asset value. The Fund may also lend portfolio securities to brokers, dealers and other financial organizations meeting capital and other credit requirements or other criteria established by the Fund’s Board of Trustees. Loans of portfolio securities will be collateralized by liquid securities and cash. The Fund may invest cash collateral received in securities consistent with its principal investment strategy.

## Summary of Principal Risks

The Fund is subject to the principal risks summarized below. These risks could adversely affect the Fund’s net asset value (“NAV”), yield and total return. It is possible to lose money by investing in the Fund.

- **Common Stock Risk:** The Fund invests in common stocks. Common stock represents an equity (ownership) interest in a company or other entity. Common stocks are subject to greater fluctuations in market value than certain other asset classes as a result of such factors as a company’s business performance, investor perceptions, stock market trends and general economic conditions. The rights of common stockholders are subordinate to all other claims on a

company's assets, including debt holders and preferred stockholders. Common stocks risk the loss of all or a substantial portion of the investment.

- **Market Risk:** The Fund is subject to market risk — the risk that securities markets and individual securities will increase or decrease in value. Market risk applies to every market and every security. Security prices may fluctuate widely over short or extended periods in response to market or economic news and conditions, and securities markets also tend to move in cycles. If there is a general decline in the securities markets, it is possible your investment may lose value regardless of the individual results of the companies in which the Fund invests. The magnitude of up and down price or market fluctuations over time is sometimes referred to as “volatility,” and it can be significant. In addition, different asset classes and geographic markets may experience periods of significant correlation with each other. As a result of this correlation, the securities and markets in which the Fund invests may experience volatility due to market, economic, political or social events and conditions that may not readily appear to directly relate to such securities, the securities' issuer or the markets in which they trade.
- **Value Style Risk:** The Adviser intends to buy securities, on behalf of the Fund, that it believes are undervalued and short securities it believes are overvalued. Investing in “value” stocks presents the risk that the stocks may never reach what the Adviser believes are their full market values, either because the market fails to recognize what the Adviser considers to be the companies' true business values or because the Adviser misjudges those values. In addition, value stocks may fall out of favor with investors and underperform growth stocks during given periods. Conversely, the Fund will short securities the Adviser believes are overvalued. This presents the risk that a stock's value may not decrease to what the Adviser believes is its true market values because the market fails to recognize what the Adviser considers to be the company's value, because the Adviser misjudges those values or because the Adviser is required to purchase the security before its investment thesis could be realized.
- **Short Sale Risk:** Short selling a security involves selling a borrowed security with the expectation that the value of that security will decline so that the security may be purchased at a lower price when returning the borrowed security. The risk for loss on short selling is greater than the original value of the securities sold short because the price of the borrowed security may rise, thereby increasing the price at which the security must be purchased. Any such loss is increased by the amount of premium or interest the Fund must pay to the lender of the security. Likewise, any gain will be decreased by the amount of premium or interest the Fund must pay to the lender of the security. Although the Fund's gain is limited to the price at which it sold the security short, its potential loss is limited only by the maximum attainable price of the security, less the price at which the security was sold and may, theoretically, be unlimited. Government actions also may affect the Fund's ability to engage in short selling. In addition, the Fund may be subject to expenses related to short sales that are not typically associated with investing in securities directly, such as costs of borrowing and margin account maintenance costs associated with the Fund's open short positions. These types of short sales expenses (sometimes referred to as the “negative cost of carry”) negatively impact the performance of the Fund since these expenses tend to cause the Fund to lose money on a short sale even in instances where the price of the underlying security sold short does not change over the duration of the short sale. The Fund may not be able to borrow a security that it needs to deliver or it may not be able to close out a short position at an acceptable price and may have to sell long positions earlier than it had expected.
- **Leverage:** The Fund will utilize leverage in its investment program, including through its investment of short sale proceeds. Investing of short sale proceeds increases leverage because the Fund uses the proceeds to purchase additional securities consistent with the Fund's investment program. The use of leverage allows the Fund to make additional investments, thereby increasing its exposure to assets, such that its total assets may be greater than its capital. However, leverage also magnifies the volatility of changes in the value of the Fund's portfolio. The effect of the use of leverage by the Fund in a market that moves adversely to its investments could result in substantial losses to the Fund, which would be greater than if the Fund were not leveraged. Because a short position loses value as the security's price increases, the loss on a short sale is theoretically unlimited.

The short sale proceeds utilized by the Fund to leverage investments are collateralized by all or a portion of the Fund's portfolio. Accordingly, the Fund may pledge securities in order to effect short sales, utilize short sale proceeds or otherwise obtain leverage for investment or other purposes. Should the securities pledged to brokers to secure the Fund's margin accounts decline in value, the Fund could be subject to a “margin call”, pursuant to which the Fund must either deposit additional funds or securities with the broker or suffer mandatory liquidation of all or a portion of the pledged securities to compensate for the decline in value. The banks and dealers that provide leverage to the Fund have discretion to change the Fund's margin requirements at any time. Changes by counterparties in the foregoing may result in large margin calls, loss of leverage and forced liquidations of positions at disadvantageous

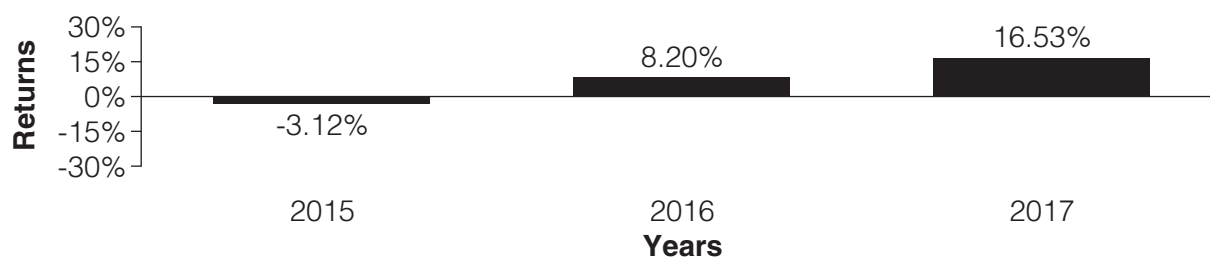
prices. There can be no assurance that the Fund will be able to secure or maintain adequate leverage to pursue its investment strategy. The utilization of short sale proceeds for leverage will cause the Fund to be subject to higher transaction fees and other costs.

- **Manager Risk:** If the Adviser makes poor investment decisions, it will negatively affect the Fund's investment performance.
- **Database Errors:** The investment strategy used by the Adviser relies on proprietary databases and third-party data sources. Data entries made by the Adviser's team of financial analysts or third-parties may contain errors, as may the database system used to store such data. Any errors in the underlying data sources, data entry or database may result in the Fund acquiring or selling investments based on incorrect information. When data proves to be incorrect, misleading, flawed or incomplete, any decisions made in reliance thereon expose the Fund to potential risks. For example, by relying on such data the Adviser may be induced to buy or sell certain investments it would not have if the data was correct. As a result, the Fund could incur losses or miss out on gains on such investments before the errors are identified and corrected.
- **Systems Risk:** The Fund depends on the Adviser to develop and implement appropriate systems for its activities. The Adviser relies extensively on computer programs and systems to implement and monitor the Fund's investment strategy. The development, implementation and maintenance of these systems is complex and involves substantial research and modeling (which is then generally translated into computer code and manual and automated processes) and the retrieval, filtering, processing, translation and analysis of large amounts of financial and other corporate data. As a result, there is a risk of human or technological errors affecting the portfolio construction process and order origination, including errors in programming (e.g., "bugs" and classic coding errors), modeling, design, translational errors and compatibility issues with data sets and among systems. Similarly, with regard to trading and other systems or equipment that the Adviser utilizes, any or all of the following events may occur: (i) failures or interruptions in access to or the operations of such systems or equipment; (ii) loss of functionality; (iii) corruption; (iv) compromises in security; (v) loss of power; and (vi) other situations that adversely affect such systems or equipment. There can be no guarantee that such defects or issues will be identified in time to avoid a material adverse effect on the Fund. For example, such failures could cause the Adviser to be induced to buy or sell certain investments it would not have if the failure had not occurred.
- **Cybersecurity Risk:** As part of its business, the Adviser processes, stores and transmits large amounts of electronic information, including information relating to the transactions of the Fund. The Adviser and Fund are therefore susceptible to cybersecurity risk. Cybersecurity failures or breaches of the Fund or its service providers have the ability to cause disruptions and impact business operations, potentially resulting in financial losses, the inability of Fund shareholders to transact business, violations of applicable privacy and other laws, regulatory fines, penalties and/or reputational damage. The Fund and its shareholders could be negatively impacted as a result.
- **High Portfolio Turnover Risk:** The Fund may sell its securities, regardless of the length of time that they have been held, if the Adviser determines that it would be in the Fund's best interest to do so. It is anticipated that the Fund will frequently adjust the size of its long and short positions. These transactions will increase the Fund's "portfolio turnover" and the Fund may experience a high portfolio turnover rate (over 100%). High turnover rates generally result in higher brokerage costs, may have adverse tax consequences and therefore may reduce the Fund's returns. Frequent purchases and sales of portfolio securities may result in higher Fund expenses and may result in more significant distributions of short-term capital gains to investors, which are taxed as ordinary income.
- **Securities Lending Risk:** The Fund may make secured loans of its portfolio securities in an amount not exceeding 33½% of the value of the Fund's total assets. The risks in lending portfolio securities, as with other extensions of credit, consist of possible delay in recovery of the securities and possible loss of rights in the collateral should the borrower fail financially, including possible impairment of the Fund's ability to vote the securities on loan. If a loan is collateralized by cash, the Fund typically invests the cash collateral for its own account and may pay a fee to the borrower that normally represents a portion of the Fund's earnings on the collateral. Because the Fund may invest collateral in any investments in accordance with its investment objective, the Fund's securities lending transactions will result in investment leverage. The Fund bears the risk that the value of investments made with collateral may decline.
- **Volatility Risk:** The Fund's investments may increase or decrease in value over a short period of time. This may cause the Fund's net asset value per share to experience significant increases or declines in value over short periods of time. All investments are subject to the risk of loss.

- **Tax Legislation Risk:** On December 22, 2017, new tax legislation was enacted which includes changes to tax rates, restrictions on miscellaneous itemized deductions, changes to the dividends received deduction, restrictions on the deductibility of interest, and changes to the taxation of the international operations of domestic businesses. Certain changes have sunset provisions, which are important to note. Because the tax legislation is newly enacted and Treasury Regulations related to the legislation have not been drafted, there is uncertainty in how the newly enacted tax legislation will affect the Fund's investments, as such impact may be adverse. Shareholders are urged and advised to consult their own tax advisor with respect to the impact of this legislation.

## Performance Information

The bar chart and table shown below provide some indication of the risks of investing in the Fund by showing the Fund's performance for the past three calendar years and by showing how the Fund's average annual returns for one year and since inception periods compared with those of the S&P 500® Total Return Index and the HFRX Equity Hedge Index, each a broad measure of market performance. Performance reflects contractual fee waivers in effect. If fee waivers were not in place, performance would be reduced. The Fund's past performance (before and after taxes) is not necessarily an indication of how the Fund will perform in the future. Updated performance information is available on the Fund's website at [www.GothamFunds.com](http://www.GothamFunds.com) or by calling the Fund toll-free at (877) 974-6852.



During the periods shown in the chart:

<b><u>Best Quarter</u></b>	<b><u>Worst Quarter</u></b>
8.32%	(5.68)%
December 31, 2017	September 30, 2015

### Gotham Absolute 500 Fund Class I Shares

<b><u>Average Annual Total Returns for the periods ended December 31, 2017</u></b>	<b><u>1 Year</u></b>	<b><u>Since Inception (July 31, 2014)</u></b>
Class I Shares Return Before Taxes . . . . .	16.53%	8.41%
Return After Taxes on Distributions <sup>1</sup> . . . . .	15.98%	7.92%
Return After Taxes on Distributions and Sale of Shares <sup>1</sup> . . . . .	9.80%	6.41%
HFRX Equity Hedge Index (reflects no deduction for fees, expenses or taxes) <sup>2</sup> . . . . .	9.98%	2.66%
S&P 500® Total Return Index (reflects no deductions for fees or expenses or taxes) <sup>3</sup> . . . . .	21.83%	12.34%

<sup>1</sup> After-tax returns are calculated using the historical highest individual federal marginal income tax rates and do not reflect the impact of state and local taxes. Actual after-tax returns depend on your tax situation and may differ from those shown and are not relevant if you hold your shares through tax-deferred arrangements, such as 401(k) plans or individual retirement accounts.

<sup>2</sup> The HFRX Equity Hedge Index is engineered to achieve representative performance of a larger universe of funds employing Equity Hedge Strategies. Equity Hedge Strategies maintain positions both long and short in primarily equity and equity derivative securities. A wide variety of investment processes can be employed to arrive at an investment decision, including both quantitative and fundamental techniques; strategies can be broadly diversified or narrowly focused on specific sectors and can range broadly in terms of levels of net exposure, leverage employed, holding period, concentrations of market capitalizations and valuation ranges of typical portfolios. Equity Hedge managers would typically maintain at least 50%, and may in some cases be substantially invested in equities, both long and short.

<sup>3</sup> The S&P 500® Total Return Index is a widely recognized unmanaged index of 500 common stocks, which are generally representative of the U.S. stock market as a whole. The returns provided for the S&P 500® Total Return Index include the reinvestment of dividends.



## Management of the Fund

### Investment Adviser

Gotham Asset Management, LLC

### Portfolio Managers

- **Joel Greenblatt** is a Managing Principal and Co-Chief Investment Officer of Gotham and has been a Portfolio Manager to the Fund since its inception in 2014.
- **Robert Goldstein** is a Managing Principal and Co-Chief Investment Officer of Gotham and has been a Portfolio Manager to the Fund since its inception in 2014.

### Purchase and Sale of Fund Shares

Shares of the Fund may be purchased and sold (redeemed) on any business day when the New York Stock Exchange is open for regular trading. Such purchases and redemptions can be made through a broker-dealer or other financial intermediary or directly with the Fund by sending a completed application to the addresses below. **Applications and more information can be found at [www.GothamFunds.com](http://www.GothamFunds.com).**

#### Regular Mail:

Gotham Funds  
FundVantage Trust  
c/o BNY Mellon Investment Servicing  
P.O. Box 9829  
Providence, RI 02940-8029

#### Overnight Mail:

Gotham Funds  
FundVantage Trust  
c/o BNY Mellon Investment Servicing  
4400 Computer Drive  
Westborough, MA 01581-1722

### Purchase by Wire for Accounts Held Directly with the Fund

Please contact Fund shareholder services ("Shareholder Services") toll-free at (877) 974-6852 for current wire instructions.

### Minimum Investment Requirements

The minimum initial investment for shares is \$250,000 and the minimum for each subsequent investment is \$5,000.

### Redemption by Telephone for Accounts Held Directly with the Fund

Please call Shareholder Services toll-free at (877) 974-6852.

### Redemption Online for Accounts Held Directly with the Fund

Redemptions can be made through our website at [www.GothamFunds.com](http://www.GothamFunds.com).

### Purchases and Redemptions for Accounts Held through a Financial Intermediary

Contact your financial intermediary.

### Tax Information

The Fund intends to make distributions that may be taxed as ordinary income or capital gains. Such distributions are not currently taxable when shares are held through a tax-deferred arrangement, such as a 401(k) plan or an individual retirement account. However, subsequent withdrawals from any tax-deferred account in which the shares are held may be subject to federal income tax.

### Payments to Broker-Dealers and Other Financial Intermediaries

If you purchase the Fund through a broker-dealer or other financial intermediary (such as a bank), you may be required to pay a commission to your broker or financial intermediary depending on your arrangements with them. In addition, the Fund and its related companies may pay the financial intermediary for the sale of Fund shares and/or related services to shareholders. These payments may create a conflict of interest by influencing the broker-dealer or other financial intermediary and your salesperson to recommend the Fund over another investment. Ask your salesperson or visit your financial intermediary's website for more information or visit [www.GothamFunds.com](http://www.GothamFunds.com).

**GOTHAM ABSOLUTE 500 CORE FUND**

**Investment Objective**

The Gotham Absolute 500 Core Fund (the “Fund”) seeks long-term capital appreciation and to achieve positive returns during most annual periods in an efficient, risk-adjusted manner.

**Expenses and Fees**

This table describes the fees and expenses that you may pay if you buy and hold shares of the Fund.

**Shareholder Fees (fees paid directly from your investment):**

	<b>Institutional Class</b>
Redemption Fee (as a percentage of amount redeemed within 30 days of purchase) . . . . .	1.00%

**Annual Fund Operating Expenses (expenses that you pay each year as a percentage of the value of your investment):**

Management Fees . . . . .	1.00%
Distribution and/or Service (Rule 12b-1) Fees . . . . .	None
Other Expenses . . . . .	4.33%
Dividend and Interest Expense on Securities Sold Short . . . . .	1.00%
Other Operating Expenses . . . . .	3.33%
<b>Total Annual Fund Operating Expenses<sup>1</sup></b> . . . . .	<b>5.33%</b>
Fee Waivers and/or Expense Reimbursements <sup>1</sup> . . . . .	(3.18)%
<b>Total Annual Fund Operating Expenses After Fee Waivers and/or Expense Reimbursements<sup>1</sup></b> . . . . .	<b>2.15%</b>

<sup>1</sup> Gotham Asset Management, LLC (“Gotham” or the “Adviser”) has contractually agreed to reduce its investment advisory fee and/or reimburse certain expenses of the Fund to the extent necessary to ensure that the Fund’s total operating expenses (exclusive of taxes, “Acquired Fund Fees and Expenses,” dividend and interest expense on securities sold short, interest, extraordinary items, and brokerage commissions), do not exceed 1.15% (on an annual basis) of average daily net assets of the Fund (the “Expense Limitation”). The Expense Limitation will remain in place until January 31, 2020, unless the Board of Trustees of FundVantage Trust (the “Trust”) approves its earlier termination. The Adviser is entitled to recover, subject to approval by the Board of Trustees, such amounts reduced or reimbursed for a period of up to three (3) years from the year in which the Adviser reduced its compensation and/or assumed expenses for the Fund. The Adviser is permitted to seek reimbursement from the Fund, subject to certain limitations, for fees it waived and Fund expenses it paid to the extent the total annual fund expenses do not exceed the limits described above or any lesser limits in effect at the time of reimbursement. No recoupment will occur unless the Fund’s expenses are below the Expense Limitation.

**Expense Example**

This Example is intended to help you compare the cost of investing in the Fund with the cost of investing in other mutual funds. The Example assumes that you invest \$10,000 in the Fund’s Institutional Class shares for the time periods indicated and then redeem all of your shares at the end of those periods. The Example also assumes that your investment has a 5% return each year and that the Fund’s operating expenses remain the same. Although your actual costs may be higher or lower, based on these assumptions your costs would be:

	<u><b>1 Year</b></u>	<u><b>3 Years</b></u>	<u><b>5 Years</b></u>	<u><b>10 Years</b></u>
Institutional Class . . . . .	\$218	\$1,005	\$2,125	\$4,894

**Portfolio Turnover**

The Fund pays transaction costs, such as commissions, when it buys and sells securities (or “turns over” its portfolio). A higher portfolio turnover rate may indicate higher transaction costs and may result in higher taxes when Fund shares are held in a taxable account. These costs, which are not reflected in annual fund operating expenses or in the example, affect

the Fund's performance. During the most recent fiscal year, the Fund's portfolio turnover rate was 244.96% of the average value of its portfolio.

### **Summary of Principal Investment Strategies**

The Fund seeks to achieve its investment objective by investing under normal circumstances in long and short positions of equity securities. The Fund invests primarily in U.S. common stocks of companies listed in the S&P 500® Index, but may invest in other large capitalization companies, generally selected from the largest 500 to 700 U.S. companies by market capitalization.

The Fund will generally take long positions in securities that the Adviser believes to be undervalued and short positions in securities that the Adviser believes to be overvalued, based on the Adviser's analysis of the issuer's financial reports and market valuation. It is anticipated that the Fund will hold several hundred positions.

The Adviser seeks to capitalize on pricing inefficiencies in the market by employing a systematic, bottom-up, valuation approach based on the Adviser's proprietary analytical framework to identify companies that appear to be undervalued or overvalued on both an absolute and relative basis. This approach consists of:

- Researching and analyzing each company in the Adviser's coverage universe according to a methodology that emphasizes fundamentals such as recurring earnings, cash flows, capital efficiency, capital structure, and valuation;
- Identifying and excluding companies that do not conform to the Adviser's valuation methodology or companies judged by the Adviser to have questionable financial reporting;
- Updating the analysis for earning releases, annual (Form 10-K) and quarterly (Form 10-Q) reports and other corporate filings; and
- Recording analysis in a centralized database enabling the Adviser to compare companies and identify longs and shorts based on the Adviser's assessment of value.

Generally the long portion of the portfolio is weighted towards those stocks that are priced at the largest discount to the Adviser's assessment of value. Similarly, the short portion of the portfolio is generally weighted towards those short positions selling at the largest premium to the Adviser's measures of value. The portfolio is also subject to the Adviser's risk controls, which include liquidity and diversification considerations. The Fund is rebalanced (generally daily) to maintain exposure levels, manage risk and reposition the portfolio to reflect earnings releases and other new information related to particular companies. Because the Fund generally rebalances its long and short positions on a daily basis, the Fund may experience a high portfolio turnover rate.

The Adviser seeks to maintain the Fund's net exposure, which is the value of the Fund's long positions minus its short positions, below 70%, but plans to maintain a positive net exposure in most market environments. The Adviser expects that the Fund's gross exposure, which is the value of the Fund's long positions plus its short positions, will generally be below 190%.

The Fund may also lend portfolio securities to brokers, dealers and other financial organizations meeting capital and other credit requirements or other criteria established by the Fund's Board of Trustees. Loans of portfolio securities will be collateralized by liquid securities and cash. The Fund may invest cash collateral received in securities consistent with its principal investment strategy. The Fund's investment of the proceeds of short sales creates leverage in the Fund which may amplify changes in the Fund's net asset value.

### **Summary of Principal Risks**

The Fund is subject to the principal risks summarized below. These risks could adversely affect the Fund's net asset value ("NAV"), yield and total return. It is possible to lose money by investing in the Fund.

- **Common Stock Risk:** The Fund invests in common stocks. Common stock represents an equity (ownership) interest in a company or other entity. Common stocks are subject to greater fluctuations in market value than certain other asset classes as a result of such factors as a company's business performance, investor perceptions, stock market trends and general economic conditions. The rights of common stockholders are subordinate to all other claims on a company's assets, including debt holders and preferred stockholders. Common stocks risk the loss of all or a substantial portion of the investment.

- **Market Risk:** The Fund is subject to market risk — the risk that securities markets and individual securities will increase or decrease in value. Market risk applies to every market and every security. Security prices may fluctuate widely over short or extended periods in response to market or economic news and conditions, and securities markets also tend to move in cycles. If there is a general decline in the securities markets, it is possible your investment may lose value regardless of the individual results of the companies in which the Fund invests. The magnitude of up and down price or market fluctuations over time is sometimes referred to as “volatility,” and it can be significant. In addition, different asset classes and geographic markets may experience periods of significant correlation with each other. As a result of this correlation, the securities and markets in which the Fund invests may experience volatility due to market, economic, political or social events and conditions that may not readily appear to directly relate to such securities, the securities’ issuer or the markets in which they trade.
- **Value Style Risk:** The Adviser intends to buy securities, on behalf of the Fund, that it believes are undervalued and short securities it believes are overvalued. Investing in “value” stocks presents the risk that the stocks may never reach what the Adviser believes are their full market values, either because the market fails to recognize what the Adviser considers to be the companies’ true business values or because the Adviser misjudges those values. In addition, value stocks may fall out of favor with investors and underperform growth stocks during given periods. Conversely, the Fund will short securities the Adviser believes are overvalued. This presents the risk that a stock’s value may not decrease to what the Adviser believes is its true market values because the market fails to recognize what the Adviser considers to be the company’s value, because the Adviser misjudges those values or because the Adviser is required to purchase the security before its investment thesis could be realized.
- **Short Sale Risk:** Short selling a security involves selling a borrowed security with the expectation that the value of that security will decline so that the security may be purchased at a lower price when returning the borrowed security. The risk for loss on short selling is greater than the original value of the securities sold short because the price of the borrowed security may rise, thereby increasing the price at which the security must be purchased. Any such loss is increased by the amount of premium or interest the Fund must pay to the lender of the security. Likewise, any gain will be decreased by the amount of premium or interest the Fund must pay to the lender of the security. Although the Fund’s gain is limited to the price at which it sold the security short, its potential loss is limited only by the maximum attainable price of the security, less the price at which the security was sold and may, theoretically, be unlimited. Government actions also may affect the Fund’s ability to engage in short selling. In addition, the Fund may be subject to expenses related to short sales that are not typically associated with investing in securities directly, such as costs of borrowing and margin account maintenance costs associated with the Fund’s open short positions. These types of short sales expenses (sometimes referred to as the “negative cost of carry”) negatively impact the performance of the Fund since these expenses tend to cause the Fund to lose money on a short sale even in instances where the price of the underlying security sold short does not change over the duration of the short sale. The Fund may not be able to borrow a security that it needs to deliver or it may not be able to close out a short position at an acceptable price and may have to sell long positions earlier than it had expected.
- **Leverage:** The Fund will utilize leverage in its investment program, including through its investment of short sale proceeds. Investing of short sale proceeds increases leverage because the Fund uses the proceeds to purchase additional securities consistent with the Fund’s investment program. The use of leverage allows the Fund to make additional investments, thereby increasing its exposure to assets, such that its total assets may be greater than its capital. However, leverage also magnifies the volatility of changes in the value of the Fund’s portfolio. The effect of the use of leverage by the Fund in a market that moves adversely to its investments could result in substantial losses to the Fund, which would be greater than if the Fund were not leveraged. Because a short position loses value as the security’s price increases, the loss on a short sale is theoretically unlimited.

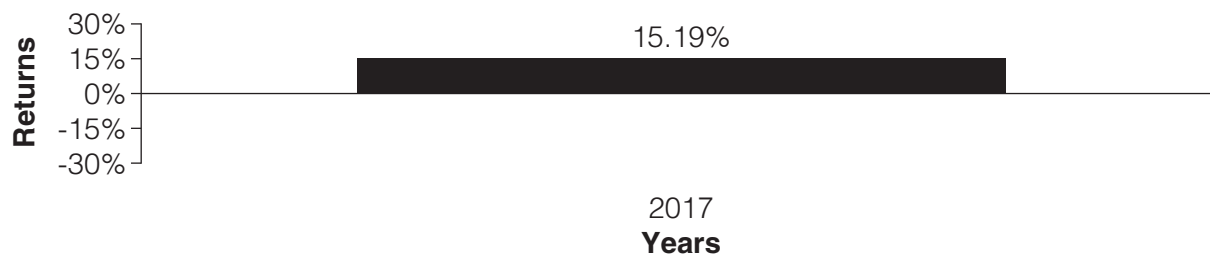
The short sale proceeds utilized by the Fund to leverage investments are collateralized by all or a portion of the Fund’s portfolio. Accordingly, the Fund may pledge securities in order to effect short sales, utilize short sale proceeds or otherwise obtain leverage for investment or other purposes. Should the securities pledged to brokers to secure the Fund’s margin accounts decline in value, the Fund could be subject to a “margin call”, pursuant to which the Fund must either deposit additional funds or securities with the broker or suffer mandatory liquidation of all or a portion of the pledged securities to compensate for the decline in value. The banks and dealers that provide leverage to the Fund have discretion to change the Fund’s margin requirements at any time. Changes by counterparties in the foregoing may result in large margin calls, loss of leverage and forced liquidations of positions at disadvantageous prices. There can be no assurance that the Fund will be able to secure or maintain adequate leverage to pursue its investment strategy. The utilization of short sale proceeds for leverage will cause the Fund to be subject to higher transaction fees and other costs.

- **Manager Risk:** If the Adviser makes poor investment decisions, it will negatively affect the Fund's investment performance.
- **Database Errors:** The investment strategy used by the Adviser relies on proprietary databases and third-party data sources. Data entries made by the Adviser's team of financial analysts or third-parties may contain errors, as may the database system used to store such data. Any errors in the underlying data sources, data entry or database may result in the Fund acquiring or selling investments based on incorrect information. When data proves to be incorrect, misleading, flawed or incomplete, any decisions made in reliance thereon expose the Fund to potential risks. For example, by relying on such data the Adviser may be induced to buy or sell certain investments it would not have if the data was correct. As a result, the Fund could incur losses or miss out on gains on such investments before the errors are identified and corrected.
- **Systems Risk:** The Fund depends on the Adviser to develop and implement appropriate systems for its activities. The Adviser relies extensively on computer programs and systems to implement and monitor the Fund's investment strategy. The development, implementation and maintenance of these systems is complex and involves substantial research and modeling (which is then generally translated into computer code and manual and automated processes) and the retrieval, filtering, processing, translation and analysis of large amounts of financial and other corporate data. As a result, there is a risk of human or technological errors affecting the portfolio construction process and order origination, including errors in programming (e.g., "bugs" and classic coding errors), modeling, design, translational errors and compatibility issues with data sets and among systems. Similarly, with regard to trading and other systems or equipment that the Adviser utilizes, any or all of the following events may occur: (i) failures or interruptions in access to or the operations of such systems or equipment; (ii) loss of functionality; (iii) corruption; (iv) compromises in security; (v) loss of power; and (vi) other situations that adversely affect such systems or equipment. There can be no guarantee that such defects or issues will be identified in time to avoid a material adverse effect on the Fund. For example, such failures could cause the Adviser to be induced to buy or sell certain investments it would not have if the failure had not occurred.
- **Cybersecurity Risk:** As part of its business, the Adviser processes, stores and transmits large amounts of electronic information, including information relating to the transactions of the Fund. The Adviser and Fund are therefore susceptible to cybersecurity risk. Cybersecurity failures or breaches of the Fund or its service providers have the ability to cause disruptions and impact business operations, potentially resulting in financial losses, the inability of Fund shareholders to transact business, violations of applicable privacy and other laws, regulatory fines, penalties and/or reputational damage. The Fund and its shareholders could be negatively impacted as a result.
- **High Portfolio Turnover Risk:** The Fund may sell its securities, regardless of the length of time that they have been held, if the Adviser determines that it would be in the Fund's best interest to do so. It is anticipated that the Fund will frequently adjust the size of its long and short positions. These transactions will increase the Fund's "portfolio turnover" and the Fund may experience a high portfolio turnover rate (over 100%). High turnover rates generally result in higher brokerage costs, may have adverse tax consequences and therefore may reduce the Fund's returns. Frequent purchases and sales of portfolio securities may result in higher Fund expenses and may result in more significant distributions of short-term capital gains to investors, which are taxed as ordinary income.
- **Securities Lending Risk:** The Fund may make secured loans of its portfolio securities in an amount not exceeding 33% of the value of the Fund's total assets. The risks in lending portfolio securities, as with other extensions of credit, consist of possible delay in recovery of the securities and possible loss of rights in the collateral should the borrower fail financially, including possible impairment of the Fund's ability to vote the securities on loan. If a loan is collateralized by cash, the Fund typically invests the cash collateral for its own account and may pay a fee to the borrower that normally represents a portion of the Fund's earnings on the collateral. Because the Fund may invest collateral in any investments in accordance with its investment objective, the Fund's securities lending transactions will result in investment leverage. The Fund bears the risk that the value of investments made with collateral may decline.
- **Volatility Risk:** The Fund's investments may increase or decrease in value over a short period of time. This may cause the Fund's net asset value per share to experience significant increases or declines in value over short periods of time. All investments are subject to the risk of loss.
- **Tax Legislation Risk:** On December 22, 2017, new tax legislation was enacted which includes changes to tax rates, restrictions on miscellaneous itemized deductions, changes to the dividends received deduction, restrictions on the deductibility of interest, and changes to the taxation of the international operations of domestic businesses. Certain changes have sunset provisions, which are important to note. Because the tax legislation is newly enacted and

Treasury Regulations related to the legislation have not been drafted, there is uncertainty in how the newly enacted tax legislation will affect the Fund's investments, as such impact may be adverse. Shareholders are urged and advised to consult their own tax advisor with respect to the impact of this legislation.

## Performance Information

The bar chart and table shown below provide some indication of the risks of investing in the Fund by showing the Fund's performance for the past calendar year and by showing how the Fund's average annual returns for one year and since inception periods compared with those of the S&P 500® Total Return Index and the HFRX Equity Hedge Index, each a broad measure of market performance. Performance reflects contractual fee waivers in effect. If fee waivers were not in place, performance would be reduced. The Fund's past performance (before and after taxes) is not necessarily an indication of how the Fund will perform in the future. Updated performance information is available by calling the Fund toll-free at (877) 974-6852.



During the periods shown in the chart:

<u>Best Quarter</u>	<u>Worst Quarter</u>
6.75%	(0.37)%
December 31, 2017	June 30, 2017

### Gotham Absolute 500 Core Fund Class I Shares

<u>Average Annual Total Returns for the periods ended December 31, 2017</u>	<u>1 Year</u>	<u>Since Inception (September 30, 2016)</u>
Class I Shares Return Before Taxes . . . . .	15.19%	15.26%
Return After Taxes on Distributions <sup>1</sup> . . . . .	14.58%	14.77%
Return After Taxes on Distributions and Sale of Shares <sup>1</sup> . . . . .	8.60%	11.45%
HFRX Equity Hedge Index (reflects no deduction for fees, expenses or taxes) <sup>2</sup> . . . . .	9.98%	8.59%
S&P 500® Total Return Index (reflects no deductions for fees, expenses or taxes) <sup>3</sup> . . . . .	21.83%	20.68%

<sup>1</sup> After-tax returns are calculated using the historical highest individual federal marginal income tax rates and do not reflect the impact of state and local taxes. Actual after-tax returns depend on your tax situation and may differ from those shown and are not relevant if you hold your shares through tax-deferred arrangements, such as 401(k) plans or individual retirement accounts.

<sup>2</sup> The HFRX Equity Hedge Index is engineered to achieve representative performance of a larger universe of funds employing Equity Hedge Strategies. Equity Hedge Strategies maintain positions both long and short in primarily equity and equity derivative securities. A wide variety of investment processes can be employed to arrive at an investment decision, including both quantitative and fundamental techniques; strategies can be broadly diversified or narrowly focused on specific sectors and can range broadly in terms of levels of net exposure, leverage employed, holding period, concentrations of market capitalizations and valuation ranges of typical portfolios. Equity Hedge managers would typically maintain at least 50%, and may in some cases be substantially invested in equities, both long and short.

<sup>3</sup> The S&P 500® Total Return Index is a widely recognized unmanaged index of 500 common stocks, which are generally representative of the U.S. stock market as a whole. The returns provided for the S&P 500® Total Return Index include the reinvestment of dividends.

## Management of the Fund

### Investment Adviser

Gotham Asset Management, LLC

### Portfolio Managers

- **Joel Greenblatt** is a Managing Principal and Co-Chief Investment Officer of Gotham and has been a Portfolio Manager to the Fund since its inception in 2016.
- **Robert Goldstein** is a Managing Principal and Co-Chief Investment Officer of Gotham and has been a Portfolio Manager to the Fund since its inception in 2016.

### Purchase and Sale of Fund Shares

Shares of the Fund may be purchased and sold (redeemed) on any business day when the New York Stock Exchange is open for regular trading. Such purchases and redemptions can be made through a broker-dealer or other financial intermediary or directly with the Fund by sending a completed application to the addresses below. **For applications and more information please call Shareholder Services toll-free at (877) 974-6852 (“Shareholder Services”).**

#### Regular Mail:

Gotham Funds  
FundVantage Trust  
c/o BNY Mellon Investment Servicing  
P.O. Box 9829  
Providence, RI 02940-8029

#### Overnight Mail:

Gotham Funds  
FundVantage Trust  
c/o BNY Mellon Investment Servicing  
4400 Computer Drive  
Westborough, MA 01581-1722

### Purchase by Wire for Accounts Held Directly with the Fund

Please contact Shareholder Services toll-free at (877) 974-6852 for current wire instructions.

### Minimum Investment Requirements

The minimum initial investment for shares is \$250,000 and the minimum for each subsequent investment is \$5,000.

### Redemption by Telephone for Accounts Held Directly with the Fund

Please call Shareholder Services toll-free at (877) 974-6852.

### Purchases and Redemptions for Accounts Held through a Financial Intermediary

Contact your financial intermediary.

### Tax Information

The Fund intends to make distributions that may be taxed as ordinary income or capital gains. Such distributions are not currently taxable when shares are held through a tax-deferred arrangement, such as a 401(k) plan or an individual retirement account. However, subsequent withdrawals from any tax-deferred account in which the shares are held may be subject to federal income tax.

### Payments to Broker-Dealers and Other Financial Intermediaries

If you purchase the Fund through a broker-dealer or other financial intermediary (such as a bank), you may be required to pay a commission to your broker or financial intermediary depending on your arrangements with them. In addition, the Fund and its related companies may pay the financial intermediary for the sale of Fund shares and/or related services to shareholders. These payments may create a conflict of interest by influencing the broker-dealer or other financial intermediary and your salesperson to recommend the Fund over another investment. Ask your salesperson or visit your financial intermediary's website for more information.

## GOTHAM ENHANCED 500 FUND

### Investment Objective

The Gotham Enhanced 500 Fund (the "Fund") seeks long-term capital appreciation.

### Expenses and Fees

This table describes the fees and expenses that you may pay if you buy and hold shares of the Fund.

#### Shareholder Fees (fees paid directly from your investment):

	Institutional Class
Redemption Fee (as a percentage of amount redeemed within 30 days of purchase) . . . . .	1.00%

#### Annual Fund Operating Expenses (expenses that you pay each year as a percentage of the value of your investment):

Management Fees . . . . .	1.35%
Distribution and/or Service (Rule 12b-1) Fees . . . . .	None
Other Expenses . . . . .	2.83%
Dividend and Interest Expense on Securities Sold Short . . . . .	2.33%
Other Operating Expenses . . . . .	0.50%
<b>Total Annual Fund Operating Expenses<sup>1</sup></b> . . . . .	<b>4.18%</b>
Fee Waivers and/or Expense Reimbursements <sup>1</sup> . . . . .	(0.35)%
<b>Total Annual Fund Operating Expenses After Fee Waivers and/or Expense Reimbursements<sup>1</sup></b> . . . . .	<b>3.83%</b>

<sup>1</sup> Gotham Asset Management, LLC ("Gotham" or the "Adviser") has contractually agreed to reduce its investment advisory fee and/or reimburse certain expenses of the Fund to the extent necessary to ensure that the Fund's total operating expenses (exclusive of taxes, "Acquired Fund Fees and Expenses," dividend and interest expense on securities sold short, interest, extraordinary items, and brokerage commissions) do not exceed 1.50% (on an annual basis) of average daily net assets of the Fund (the "Expense Limitation"). The Expense Limitation will remain in place until January 31, 2020, unless the Board of Trustees of FundVantage Trust (the "Trust") approves its earlier termination. The Adviser is entitled to recover, subject to approval by the Board of Trustees, such amounts reduced or reimbursed for a period of up to three (3) years from the date on which the Adviser reduced its compensation and/or assumed expenses for the Fund. The Adviser is permitted to seek reimbursement from the Fund, subject to certain limitations, for fees it waived and Fund expenses it paid to the extent the total annual fund expenses do not exceed the limits described above or any lesser limits in effect at the time of the reimbursement. No recoupment will occur unless the Fund's expenses are below the Expense Limitation.

### Expense Example

This Example is intended to help you compare the cost of investing in the Fund with the cost of investing in other mutual funds. The Example assumes that you invest \$10,000 in the Fund's Institutional Class shares for the time periods indicated and then redeem all of your shares at the end of those periods. The Example also assumes that your investment has a 5% return each year and that the Fund's operating expenses remain the same. Although your actual costs may be higher or lower, based on these assumptions your costs would be:

	<u>1 Year</u>	<u>3 Years</u>	<u>5 Years</u>	<u>10 Years</u>
Institutional Class . . . . .	\$385	\$1,205	\$2,074	\$4,312

### Portfolio Turnover

The Fund pays transaction costs, such as commissions, when it buys and sells securities (or "turns over" its portfolio). A higher portfolio turnover rate may indicate higher transaction costs and may result in higher taxes when Fund shares are held in a taxable account. These costs, which are not reflected in annual fund operating expenses or in the example, affect the Fund's performance. During the most recent fiscal year, the Fund's portfolio turnover rate was 192.91% of the average value of its portfolio.



## Summary of Principal Investment Strategies

The Fund seeks to achieve its investment objective by investing under normal circumstances in long and short positions of equity securities. The Fund seeks a total return greater than that of the S&P 500® Index over a full market cycle, which is a period that includes both a bull (rising) market and a bear (falling) market cycle. The Fund invests primarily in U.S. common stocks of companies listed in the S&P 500® Index, but may invest in other large capitalization companies, generally selected from the largest 500 – 700 U.S. companies based on market capitalization. It is anticipated that the Fund will hold several hundred positions.

The Fund will generally take long positions in securities that the Adviser believes to be undervalued and short positions in securities that the Adviser believes to be overvalued, based on the Adviser's analysis of the issuer's financial reports and market valuation.

The Adviser seeks to capitalize on pricing inefficiencies in the market by employing a systematic, bottom-up, valuation approach based on the Adviser's proprietary analytical framework to identify companies that appear to be undervalued or overvalued on both an absolute and relative basis. This approach consists of:

- Researching and analyzing each company in the Adviser's coverage universe according to a methodology that emphasizes fundamentals such as recurring earnings, cash flows, capital efficiency, capital structure, and valuation;
- Identifying and excluding companies that do not conform to the Adviser's valuation methodology or companies judged by the Adviser to have questionable financial reporting;
- Updating the analysis for earning releases, annual (Form 10-K) and quarterly (Form 10-Q) reports and other corporate filings; and
- Recording analysis in a centralized database enabling the Adviser to compare companies and identify longs and shorts based on the Adviser's assessment of value.

Generally the long portfolio is weighted most heavily towards those stocks that are priced at the largest discount to the Adviser's assessment of value. Similarly, the short portfolio is generally weighted most heavily towards those short positions selling at the largest premium to the Adviser's measures of value. The portfolio is also subject to the Adviser's risk controls, which include liquidity and diversification considerations. The Fund is rebalanced (generally daily) to maintain exposure levels, manage risk and reposition the portfolio to reflect earnings releases and other new information related to particular companies. Because the Fund generally rebalances its long and short positions on a daily basis, the Fund may experience a high portfolio turnover rate.

The Adviser seeks to maintain the Fund's net exposure, which is the value of the Fund's long positions minus its short positions, in the range of approximately 70 – 100%. The Adviser expects that the Fund's gross exposure, which is the value of the Fund's long positions plus its short positions, will not exceed 290%.

The Fund's investment of the proceeds of short sales creates leverage in the Fund which may amplify changes in the Fund's net asset value. The Fund may also lend portfolio securities to brokers, dealers and other financial organizations meeting capital and other credit requirements or other criteria established by the Fund's Board of Trustees. Loans of portfolio securities will be collateralized by liquid securities and cash. The Fund may invest cash collateral received in securities consistent with its principal investment strategy.

## Summary of Principal Risks

The Fund is subject to the principal risks summarized below. These risks could adversely affect the Fund's net asset value ("NAV"), yield and total return. It is possible to lose money by investing in the Fund.

- **Common Stock Risk:** The Fund invests in common stocks. Common stock represents an equity (ownership) interest in a company or other entity. Common stocks are subject to greater fluctuations in market value than certain other asset classes as a result of such factors as a company's business performance, investor perceptions, stock market trends and general economic conditions. The rights of common stockholders are subordinate to all other claims on a company's assets, including debt holders and preferred stockholders. Common stocks risk the loss of all or a substantial portion of the investment.
- **Market Risk:** The Fund is subject to market risk — the risk that securities markets and individual securities will increase or decrease in value. Market risk applies to every market and every security. Security prices may fluctuate widely over short or extended periods in response to market or economic news and conditions, and securities markets also

tend to move in cycles. If there is a general decline in the securities markets, it is possible your investment may lose value regardless of the individual results of the companies in which the Fund invests. The magnitude of up and down price or market fluctuations over time is sometimes referred to as “volatility,” and it can be significant. In addition, different asset classes and geographic markets may experience periods of significant correlation with each other. As a result of this correlation, the securities and markets in which the Fund invests may experience volatility due to market, economic, political or social events and conditions that may not readily appear to directly relate to such securities, the securities’ issuer or the markets in which they trade.

- **Value Style Risk:** The Adviser intends to buy securities, on behalf of the Fund, that it believes are undervalued and short securities it believes are overvalued. Investing in “value” stocks presents the risk that the stocks may never reach what the Adviser believes are their full market values, either because the market fails to recognize what the Adviser considers to be the companies’ true business values or because the Adviser misjudges those values. In addition, value stocks may fall out of favor with investors and underperform growth stocks during given periods. Conversely, the Fund will short securities the Adviser believes are overvalued. This presents the risk that a stock’s value may not decrease to what the Adviser believes is its true market values because the market fails to recognize what the Adviser considers to be the company’s value, because the Adviser misjudges those values or because the Adviser is required to purchase the security before its investment thesis could be realized.
- **Short Sale Risk:** Short selling a security involves selling a borrowed security with the expectation that the value of that security will decline so that the security may be purchased at a lower price when returning the borrowed security. The risk for loss on short selling is greater than the original value of the securities sold short because the price of the borrowed security may rise, thereby increasing the price at which the security must be purchased. Any such loss is increased by the amount of premium or interest the Fund must pay to the lender of the security. Likewise, any gain will be decreased by the amount of premium or interest the Fund must pay to the lender of the security. Although the Fund’s gain is limited to the price at which it sold the security short, its potential loss is limited only by the maximum attainable price of the security, less the price at which the security was sold and may, theoretically, be unlimited. Government actions also may affect the Fund’s ability to engage in short selling. In addition, the Fund may be subject to expenses related to short sales that are not typically associated with investing in securities directly, such as costs of borrowing and margin account maintenance costs associated with the Fund’s open short positions. These types of short sales expenses (sometimes referred to as the “negative cost of carry”) negatively impact the performance of the Fund since these expenses tend to cause the Fund to lose money on a short sale even in instances where the price of the underlying security sold short does not change over the duration of the short sale. The Fund may not be able to borrow a security that it needs to deliver or it may not be able to close out a short position at an acceptable price and may have to sell long positions earlier than it had expected.
- **Leverage:** The Fund will utilize leverage in its investment program, including through its investment of short sale proceeds. Investing of short sale proceeds increases leverage because the Fund uses the proceeds to purchase additional securities consistent with the Fund’s investment program. The use of leverage allows the Fund to make additional investments, thereby increasing its exposure to assets, such that its total assets may be greater than its capital. However, leverage also magnifies the volatility of changes in the value of the Fund’s portfolio. The effect of the use of leverage by the Fund in a market that moves adversely to its investments could result in substantial losses to the Fund, which would be greater than if the Fund were not leveraged. Because a short position loses value as the security’s price increases, the loss on a short sale is theoretically unlimited.

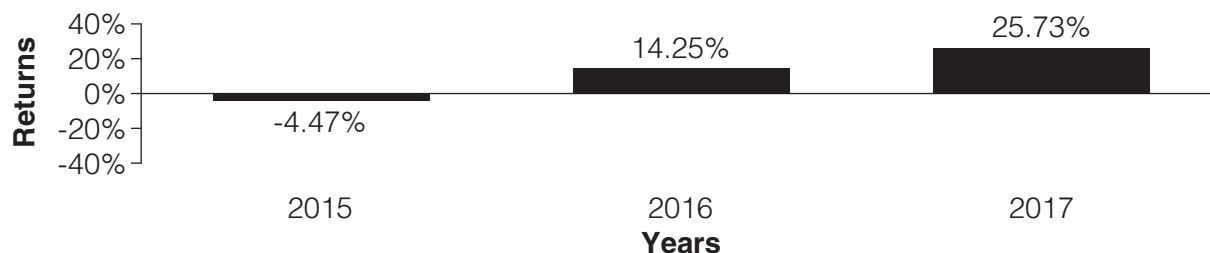
The short sale proceeds utilized by the Fund to leverage investments are collateralized by all or a portion of the Fund’s portfolio. Accordingly, the Fund may pledge securities in order to effect short sales, utilize short sale proceeds or otherwise obtain leverage for investment or other purposes. Should the securities pledged to brokers to secure the Fund’s margin accounts decline in value, the Fund could be subject to a “margin call”, pursuant to which the Fund must either deposit additional funds or securities with the broker or suffer mandatory liquidation of all or a portion of the pledged securities to compensate for the decline in value. The banks and dealers that provide leverage to the Fund have discretion to change the Fund’s margin requirements at any time. Changes by counterparties in the foregoing may result in large margin calls, loss of leverage and forced liquidations of positions at disadvantageous prices. There can be no assurance that the Fund will be able to secure or maintain adequate leverage to pursue its investment strategy. The utilization of short sale proceeds for leverage will cause the Fund to be subject to higher transaction fees and other costs.

- **Manager Risk:** If the Adviser makes poor investment decisions, it will negatively affect the Fund’s investment performance.

- **Database Errors:** The investment strategy used by the Adviser relies on proprietary databases and third-party data sources. Data entries made by the Adviser's team of financial analysts or third-parties may contain errors, as may the database system used to store such data. Any errors in the underlying data sources, data entry or database may result in the Fund acquiring or selling investments based on incorrect information. When data proves to be incorrect, misleading, flawed or incomplete, any decisions made in reliance thereon expose the Fund to potential risks. For example, by relying on such data the Adviser may be induced to buy or sell certain investments it would not have if the data was correct. As a result, the Fund could incur losses or miss out on gains on such investments before the errors are identified and corrected.
- **Systems Risk:** The Fund depends on the Adviser to develop and implement appropriate systems for its activities. The Adviser relies extensively on computer programs and systems to implement and monitor the Fund's investment strategy. The development, implementation and maintenance of these systems is complex and involves substantial research and modeling (which is then generally translated into computer code and manual and automated processes) and the retrieval, filtering, processing, translation and analysis of large amounts of financial and other corporate data. As a result, there is a risk of human or technological errors affecting the portfolio construction process and order origination, including errors in programming (e.g., "bugs" and classic coding errors), modeling, design, translational errors and compatibility issues with data sets and among systems. Similarly, with regard to trading and other systems or equipment that the Adviser utilizes, any or all of the following events may occur: (i) failures or interruptions in access to or the operations of such systems or equipment; (ii) loss of functionality; (iii) corruption; (iv) compromises in security; (v) loss of power; and (vi) other situations that adversely affect such systems or equipment. There can be no guarantee that such defects or issues will be identified in time to avoid a material adverse effect on the Fund. For example, such failures could cause the Adviser to be induced to buy or sell certain investments it would not have if the failure had not occurred.
- **Cybersecurity Risk:** As part of its business, the Adviser processes, stores and transmits large amounts of electronic information, including information relating to the transactions of the Fund. The Adviser and Fund are therefore susceptible to cybersecurity risk. Cybersecurity failures or breaches of the Fund or its service providers have the ability to cause disruptions and impact business operations, potentially resulting in financial losses, the inability of Fund shareholders to transact business, violations of applicable privacy and other laws, regulatory fines, penalties and/or reputational damage. The Fund and its shareholders could be negatively impacted as a result.
- **High Portfolio Turnover Risk:** The Fund may sell its securities, regardless of the length of time that they have been held, if the Adviser determines that it would be in the Fund's best interest to do so. It is anticipated that the Fund will frequently adjust the size of its long and short positions. These transactions will increase the Fund's "portfolio turnover" and the Fund may experience a high portfolio turnover rate (over 100%). High turnover rates generally result in higher brokerage costs, may have adverse tax consequences and therefore may reduce the Fund's returns. Frequent purchases and sales of portfolio securities may result in higher Fund expenses and may result in more significant distributions of short-term capital gains to investors, which are taxed as ordinary income.
- **Securities Lending Risk:** The Fund may make secured loans of its portfolio securities in an amount not exceeding 33⅓% of the value of the Fund's total assets. The risks in lending portfolio securities, as with other extensions of credit, consist of possible delay in recovery of the securities and possible loss of rights in the collateral should the borrower fail financially, including possible impairment of the Fund's ability to vote the securities on loan. If a loan is collateralized by cash, the Fund typically invests the cash collateral for its own account and may pay a fee to the borrower that normally represents a portion of the Fund's earnings on the collateral. Because the Fund may invest collateral in any investments in accordance with its investment objective, the Fund's securities lending transactions will result in investment leverage. The Fund bears the risk that the value of investments made with collateral may decline.
- **Volatility Risk:** The Fund's investments may increase or decrease in value over a short period of time. This may cause the Fund's net asset value per share to experience significant increases or declines in value over short periods of time. All investments are subject to the risk of loss.
- **Tax Legislation Risk:** On December 22, 2017, new tax legislation was enacted which includes changes to tax rates, restrictions on miscellaneous itemized deductions, changes to the dividends received deduction, restrictions on the deductibility of interest, and changes to the taxation of the international operations of domestic businesses. Certain changes have sunset provisions, which are important to note. Because the tax legislation is newly enacted and Treasury Regulations related to the legislation have not been drafted, there is uncertainty in how the newly enacted tax legislation will affect the Fund's investments, as such impact may be adverse. Shareholders are urged and advised to consult their own tax advisor with respect to the impact of this legislation.

## Performance Information

The bar chart and table shown below provide some indication of the risks of investing in the Fund by showing the Fund's performance for the past three calendar years and by showing how the Fund's average returns for the one year and since inception period compared with those of the S&P 500® Total Return Index, a broad measure of market performance. Performance reflects contractual fee waivers in effect. If fee waivers were not in place, performance would be reduced. The Fund's past performance (before and after taxes) is not necessarily an indication of how the Fund will perform in the future. Updated performance information is available by calling the Fund toll-free at (877) 974-6852.



During the periods shown in the chart:

<b><u>Best Quarter</u></b>	<b><u>Worst Quarter</u></b>
11.41%	(9.37)%
December 31, 2017	September 30, 2015

### Gotham Enhanced 500 Fund Class I Shares

<b><u>Average Annual Total Returns for the periods ended December 31, 2017</u></b>	<b><u>1 Year</u></b>	<b><u>Since Inception (December 31, 2014)</u></b>
Class I Shares Return Before Taxes . . . . .	25.73%	11.12%
Return After Taxes on Distributions <sup>1</sup> . . . . .	23.95%	10.49%
Return After Taxes on Distributions and Sale of Shares <sup>1</sup> . . . . .	15.92%	8.62%
S&P 500® Total Return Index (reflects no deduction for fees, expenses or taxes) <sup>2</sup> . . . . .	21.83%	11.41%

<sup>1</sup> After-tax returns are calculated using the historical highest individual federal marginal income tax rates and do not reflect the impact of state and local taxes. Actual after-tax returns depend on your tax situation and may differ from those shown and are not relevant if you hold your shares through tax-deferred arrangements, such as 401(k) plans or individual retirement accounts.

<sup>2</sup> The S&P 500® Total Return Index is a widely recognized unmanaged index of 500 common stocks, which are generally representative of the U.S. stock market as a whole. The returns provided for the S&P 500® Total Return Index include the reinvestment of dividends.

## Management of the Fund

### Investment Adviser

Gotham Asset Management, LLC

### Portfolio Managers

- **Joel Greenblatt** is a Managing Principal and Co-Chief Investment Officer of Gotham and has been a Portfolio Manager to the Fund since its inception in 2014.
- **Robert Goldstein** is a Managing Principal and Co-Chief Investment Officer of Gotham and has been a Portfolio Manager to the Fund since its inception in 2014.

## Purchase and Sale of Fund Shares

Shares of the Fund may be purchased and sold (redeemed) on any business day when the New York Stock Exchange is open for regular trading. Such purchases and redemptions can be made through a broker-dealer or other financial

intermediary or directly with the Fund by sending a completed application to the addresses below. **For applications and more information please call Shareholder Services toll-free at (877) 974-6852 (“Shareholder Services”).**

**Regular Mail:**

Gotham Funds  
FundVantage Trust  
c/o BNY Mellon Investment Servicing  
P.O. Box 9829  
Providence, RI 02940-8029

**Overnight Mail:**

Gotham Funds  
FundVantage Trust  
c/o BNY Mellon Investment Servicing  
4400 Computer Drive  
Westborough, MA 01581-1722

**Purchase by Wire for Accounts Held Directly with the Fund**

Please contact Shareholder Services toll-free at (877) 974-6852 for current wire instructions.

**Minimum Investment Requirements**

The minimum initial investment for shares is \$250,000 and the minimum for each subsequent investment is \$5,000.

**Redemption by Telephone for Accounts Held Directly with the Fund**

Please call Shareholder Services toll-free at (877) 974-6852.

**Purchases and Redemptions for Accounts Held through a Financial Intermediary**

Contact your financial intermediary.

**Tax Information**

The Fund intends to make distributions that may be taxed as ordinary income or capital gains. Such distributions are not currently taxable when shares are held through a tax-deferred arrangement, such as a 401(k) plan or an individual retirement account. However, subsequent withdrawals from any tax-deferred account in which the shares are held may be subject to federal income tax.

**Payments to Broker-Dealers and Other Financial Intermediaries**

If you purchase the Fund through a broker-dealer or other financial intermediary (such as a bank), you may be required to pay a commission to your broker or financial intermediary depending on your arrangements with them. In addition, the Fund and its related companies may pay the financial intermediary for the sale of Fund shares and/or related services to shareholders. These payments may create a conflict of interest by influencing the broker-dealer or other financial intermediary and your salesperson to recommend the Fund over another investment. Ask your salesperson or visit your financial intermediary's website for more information.

## GOTHAM ENHANCED 500 CORE FUND

### Investment Objective

The Gotham Enhanced 500 Core Fund (the "Fund") seeks long-term capital appreciation.

### Expenses and Fees

This table describes the fees and expenses that you may pay if you buy and hold shares of the Fund.

#### Shareholder Fees (fees paid directly from your investment):

	<b>Institutional Class</b>
Redemption Fee (as a percentage of amount redeemed within 30 days of purchase) . . . . .	1.00%

#### Annual Fund Operating Expenses (expenses that you pay each year as a percentage of the value of your investment):

Management Fees . . . . .	1.00%
Distribution and/or Service (Rule 12b-1) Fees . . . . .	None
Other Expenses . . . . .	4.28%
Dividend and Interest Expense on Securities Sold Short . . . . .	1.06%
Other Operating Expenses . . . . .	3.22%
<b>Total Annual Fund Operating Expense<sup>1</sup></b> . . . . .	<b>5.28%</b>
Fee Waivers and/or Expense Reimbursements <sup>1</sup> . . . . .	(3.07)%
<b>Total Annual Fund Operating Expenses After Fee Waivers and/or Expense Reimbursements<sup>1</sup></b> . . . . .	<b>2.21%</b>

<sup>1</sup> Gotham Asset Management, LLC ("Gotham" or the "Adviser") has contractually agreed to reduce its investment advisory fee and/or reimburse certain expenses of the Fund to the extent necessary to ensure that the Fund's total operating expenses (exclusive of taxes, "Acquired Fund Fees and Expenses," dividend and interest expense on securities sold short, interest, extraordinary items, and brokerage commissions), do not exceed 1.15% (on an annual basis) of average daily net assets of the Fund (the "Expense Limitation"). The Expense Limitation will remain in place until January 31, 2020, unless the Board of Trustees of FundVantage Trust (the "Trust") approves its earlier termination. The Adviser is entitled to recover, subject to approval by the Board of Trustees, such amounts reduced or reimbursed for a period of up to three (3) years from the year in which the Adviser reduced its compensation and/or assumed expenses for the Fund. The Adviser is permitted to seek reimbursement from the Fund, subject to certain limitations, for fees it waived and Fund expenses it paid to the extent the total annual fund expenses do not exceed the limits described above or any lesser limits in effect at the time of reimbursement. No recoupment will occur unless the Fund's expenses are below the Expense Limitation.

### Expense Example

This Example is intended to help you compare the cost of investing in the Fund with the cost of investing in other mutual funds. The Example assumes that you invest \$10,000 in the Fund's Institutional Class shares for the time periods indicated and then redeem all of your shares at the end of those periods. The Example also assumes that your investment has a 5% return each year and that the Fund's operating expenses remain the same. Although your actual costs may be higher or lower, based on these assumptions your costs would be:

	<u>1 Year</u>	<u>3 Years</u>	<u>5 Years</u>	<u>10 Years</u>
Institutional Class . . . . .	\$224	\$1,012	\$2,121	\$4,868

### Portfolio Turnover

The Fund pays transaction costs, such as commissions, when it buys and sells securities (or "turns over" its portfolio). A higher portfolio turnover rate may indicate higher transaction costs and may result in higher taxes when Fund shares are held in a taxable account. These costs, which are not reflected in annual fund operating expenses or in the example, affect the Fund's performance. During the most recent fiscal year, the Fund's portfolio turnover rate was 237.06% of the average value of its portfolio.

## Summary of Principal Investment Strategies

The Fund seeks to achieve its investment objective by investing under normal circumstances in long and short positions of equity securities. The Fund seeks a total return greater than that of the S&P 500® Index over a full market cycle, which is a period that includes both a bull (rising) market and a bear (falling) market cycle. The Fund invests primarily in U.S. common stocks of companies listed in the S&P 500® Index, but may invest in other large capitalization companies, generally selected from the largest 500 to 700 U.S. companies by market capitalization. It is anticipated that the Fund will hold several hundred positions.

The Fund will generally take long positions in securities that the Adviser believes to be undervalued and short positions in securities that the Adviser believes to be overvalued, based on the Adviser's analysis of the issuer's financial reports and market valuation.

The Adviser seeks to capitalize on pricing inefficiencies in the market by employing a systematic, bottom-up, valuation approach based on the Adviser's proprietary analytical framework to identify companies that appear to be undervalued or overvalued on both an absolute and relative basis. This approach consists of:

- Researching and analyzing each company in the Adviser's coverage universe according to a methodology that emphasizes fundamentals such as recurring earnings, cash flows, capital efficiency, capital structure, and valuation;
- Identifying and excluding companies that do not conform to the Adviser's valuation methodology or companies judged by the Adviser to have questionable financial reporting;
- Updating the analysis for earning releases, annual (Form 10-K) and quarterly (Form 10-Q) reports and other corporate filings; and
- Recording analysis in a centralized database enabling the Adviser to compare companies and identify longs and shorts based on the Adviser's assessment of value.

Generally the long portion of the portfolio is weighted towards those stocks that are priced at the largest discount to the Adviser's assessment of value. Similarly, the short portion of the portfolio is generally weighted towards those short positions selling at the largest premium to the Adviser's measures of value. The portfolio is also subject to the Adviser's risk controls, which include liquidity and diversification considerations. The Fund is rebalanced (generally daily) to maintain exposure levels, manage risk and reposition the portfolio to reflect earnings releases and other new information related to particular companies. Because the Fund generally rebalances its long and short positions on a daily basis, the Fund may experience a high portfolio turnover rate.

The Adviser seeks to maintain the Fund's net exposure, which is the value of the Fund's long positions minus its short positions, in the range of approximately 70 – 100%. The Adviser expects that the Fund's gross exposure, which is the value of the Fund's long positions plus its short positions, will not exceed 200%.

The Fund may also lend portfolio securities to brokers, dealers and other financial organizations meeting capital and other credit requirements or other criteria established by the Fund's Board of Trustees. Loans of portfolio securities will be collateralized by liquid securities and cash. The Fund may invest cash collateral received in securities consistent with its principal investment strategy. The Fund's investment of the proceeds of short sales creates leverage in the Fund which may amplify changes in the Fund's net asset value.

## Summary of Principal Risks

The Fund is subject to the principal risks summarized below. These risks could adversely affect the Fund's net asset value ("NAV"), yield and total return. It is possible to lose money by investing in the Fund.

- **Common Stock Risk:** The Fund invests in common stocks. Common stock represents an equity (ownership) interest in a company or other entity. Common stocks are subject to greater fluctuations in market value than certain other asset classes as a result of such factors as a company's business performance, investor perceptions, stock market trends and general economic conditions. The rights of common stockholders are subordinate to all other claims on a company's assets, including debt holders and preferred stockholders. Common stocks risk the loss of all or a substantial portion of the investment.
- **Market Risk:** The Fund is subject to market risk — the risk that securities markets and individual securities will increase or decrease in value. Market risk applies to every market and every security. Security prices may fluctuate widely over short or extended periods in response to market or economic news and conditions, and securities markets also

tend to move in cycles. If there is a general decline in the securities markets, it is possible your investment may lose value regardless of the individual results of the companies in which the Fund invests. The magnitude of up and down price or market fluctuations over time is sometimes referred to as “volatility,” and it can be significant. In addition, different asset classes and geographic markets may experience periods of significant correlation with each other. As a result of this correlation, the securities and markets in which the Fund invests may experience volatility due to market, economic, political or social events and conditions that may not readily appear to directly relate to such securities, the securities’ issuer or the markets in which they trade.

- **Value Style Risk:** The Adviser intends to buy securities, on behalf of the Fund, that it believes are undervalued and short securities it believes are overvalued. Investing in “value” stocks presents the risk that the stocks may never reach what the Adviser believes are their full market values, either because the market fails to recognize what the Adviser considers to be the companies’ true business values or because the Adviser misjudges those values. In addition, value stocks may fall out of favor with investors and underperform growth stocks during given periods. Conversely, the Fund will short securities the Adviser believes are overvalued. This presents the risk that a stock’s value may not decrease to what the Adviser believes is its true market values because the market fails to recognize what the Adviser considers to be the company’s value, because the Adviser misjudges those values or because the Adviser is required to purchase the security before its investment thesis could be realized.
- **Short Sale Risk:** Short selling a security involves selling a borrowed security with the expectation that the value of that security will decline so that the security may be purchased at a lower price when returning the borrowed security. The risk for loss on short selling is greater than the original value of the securities sold short because the price of the borrowed security may rise, thereby increasing the price at which the security must be purchased. Any such loss is increased by the amount of premium or interest the Fund must pay to the lender of the security. Likewise, any gain will be decreased by the amount of premium or interest the Fund must pay to the lender of the security. Although the Fund’s gain is limited to the price at which it sold the security short, its potential loss is limited only by the maximum attainable price of the security, less the price at which the security was sold and may, theoretically, be unlimited. Government actions also may affect the Fund’s ability to engage in short selling. In addition, the Fund may be subject to expenses related to short sales that are not typically associated with investing in securities directly, such as costs of borrowing and margin account maintenance costs associated with the Fund’s open short positions. These types of short sales expenses (sometimes referred to as the “negative cost of carry”) negatively impact the performance of the Fund since these expenses tend to cause the Fund to lose money on a short sale even in instances where the price of the underlying security sold short does not change over the duration of the short sale. The Fund may not be able to borrow a security that it needs to deliver or it may not be able to close out a short position at an acceptable price and may have to sell long positions earlier than it had expected.
- **Leverage:** The Fund will utilize leverage in its investment program, including through its investment of short sale proceeds. Investing of short sale proceeds increases leverage because the Fund uses the proceeds to purchase additional securities consistent with the Fund’s investment program. The use of leverage allows the Fund to make additional investments, thereby increasing its exposure to assets, such that its total assets may be greater than its capital. However, leverage also magnifies the volatility of changes in the value of the Fund’s portfolio. The effect of the use of leverage by the Fund in a market that moves adversely to its investments could result in substantial losses to the Fund, which would be greater than if the Fund were not leveraged. Because a short position loses value as the security’s price increases, the loss on a short sale is theoretically unlimited.

The short sale proceeds utilized by the Fund to leverage investments are collateralized by all or a portion of the Fund’s portfolio. Accordingly, the Fund may pledge securities in order to effect short sales, utilize short sale proceeds or otherwise obtain leverage for investment or other purposes. Should the securities pledged to brokers to secure the Fund’s margin accounts decline in value, the Fund could be subject to a “margin call”, pursuant to which the Fund must either deposit additional funds or securities with the broker or suffer mandatory liquidation of all or a portion of the pledged securities to compensate for the decline in value. The banks and dealers that provide leverage to the Fund have discretion to change the Fund’s margin requirements at any time. Changes by counterparties in the foregoing may result in large margin calls, loss of leverage and forced liquidations of positions at disadvantageous prices. There can be no assurance that the Fund will be able to secure or maintain adequate leverage to pursue its investment strategy. The utilization of short sale proceeds for leverage will cause the Fund to be subject to higher transaction fees and other costs.

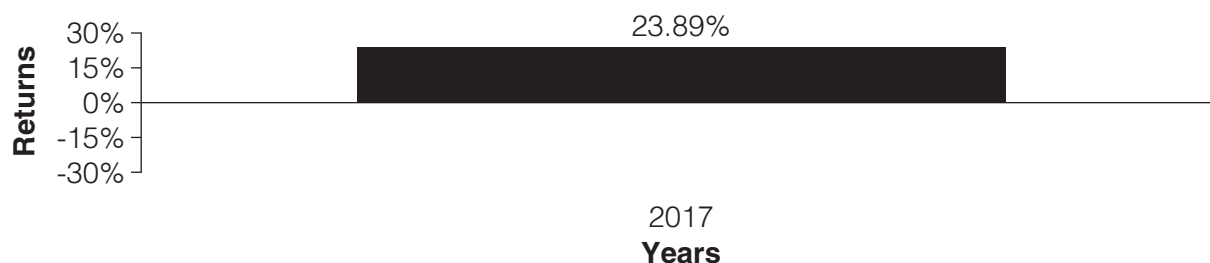
- **Manager Risk:** If the Adviser makes poor investment decisions, it will negatively affect the Fund’s investment performance.



- **Database Errors:** The investment strategy used by the Adviser relies on proprietary databases and third-party data sources. Data entries made by the Adviser's team of financial analysts or third-parties may contain errors, as may the database system used to store such data. Any errors in the underlying data sources, data entry or database may result in the Fund acquiring or selling investments based on incorrect information. When data proves to be incorrect, misleading, flawed or incomplete, any decisions made in reliance thereon expose the Fund to potential risks. For example, by relying on such data the Adviser may be induced to buy or sell certain investments it would not have if the data was correct. As a result, the Fund could incur losses or miss out on gains on such investments before the errors are identified and corrected.
- **Systems Risk:** The Fund depends on the Adviser to develop and implement appropriate systems for its activities. The Adviser relies extensively on computer programs and systems to implement and monitor the Fund's investment strategy. The development, implementation and maintenance of these systems is complex and involves substantial research and modeling (which is then generally translated into computer code and manual and automated processes) and the retrieval, filtering, processing, translation and analysis of large amounts of financial and other corporate data. As a result, there is a risk of human or technological errors affecting the portfolio construction process and order origination, including errors in programming (e.g., "bugs" and classic coding errors), modeling, design, translational errors and compatibility issues with data sets and among systems. Similarly, with regard to trading and other systems or equipment that the Adviser utilizes, any or all of the following events may occur: (i) failures or interruptions in access to or the operations of such systems or equipment; (ii) loss of functionality; (iii) corruption; (iv) compromises in security; (v) loss of power; and (vi) other situations that adversely affect such systems or equipment. There can be no guarantee that such defects or issues will be identified in time to avoid a material adverse effect on the Fund. For example, such failures could cause the Adviser to be induced to buy or sell certain investments it would not have if the failure had not occurred.
- **Cybersecurity Risk:** As part of its business, the Adviser processes, stores and transmits large amounts of electronic information, including information relating to the transactions of the Fund. The Adviser and Fund are therefore susceptible to cybersecurity risk. Cybersecurity failures or breaches of the Fund or its service providers have the ability to cause disruptions and impact business operations, potentially resulting in financial losses, the inability of Fund shareholders to transact business, violations of applicable privacy and other laws, regulatory fines, penalties and/or reputational damage. The Fund and its shareholders could be negatively impacted as a result.
- **High Portfolio Turnover Risk:** The Fund may sell its securities, regardless of the length of time that they have been held, if the Adviser determines that it would be in the Fund's best interest to do so. It is anticipated that the Fund will frequently adjust the size of its long and short positions. These transactions will increase the Fund's "portfolio turnover" and the Fund may experience a high portfolio turnover rate (over 100%). High turnover rates generally result in higher brokerage costs, may have adverse tax consequences and therefore may reduce the Fund's returns. Frequent purchases and sales of portfolio securities may result in higher Fund expenses and may result in more significant distributions of short-term capital gains to investors, which are taxed as ordinary income.
- **Securities Lending Risk:** The Fund may make secured loans of its portfolio securities in an amount not exceeding 33⅓% of the value of the Fund's total assets. The risks in lending portfolio securities, as with other extensions of credit, consist of possible delay in recovery of the securities and possible loss of rights in the collateral should the borrower fail financially, including possible impairment of the Fund's ability to vote the securities on loan. If a loan is collateralized by cash, the Fund typically invests the cash collateral for its own account and may pay a fee to the borrower that normally represents a portion of the Fund's earnings on the collateral. Because the Fund may invest collateral in any investments in accordance with its investment objective, the Fund's securities lending transactions will result in investment leverage. The Fund bears the risk that the value of investments made with collateral may decline.
- **Volatility Risk:** The Fund's investments may increase or decrease in value over a short period of time. This may cause the Fund's net asset value per share to experience significant increases or declines in value over short periods of time. All investments are subject to the risk of loss.
- **Tax Legislation Risk:** On December 22, 2017, new tax legislation was enacted which includes changes to tax rates, restrictions on miscellaneous itemized deductions, changes to the dividends received deduction, restrictions on the deductibility of interest, and changes to the taxation of the international operations of domestic businesses. Certain changes have sunset provisions, which are important to note. Because the tax legislation is newly enacted and Treasury Regulations related to the legislation have not been drafted, there is uncertainty in how the newly enacted tax legislation will affect the Fund's investments, as such impact may be adverse. Shareholders are urged and advised to consult their own tax advisor with respect to the impact of this legislation.

## Performance Information

The bar chart and table shown below provide some indication of the risks of investing in the Fund by showing the Fund's performance for the past calendar year and by showing how the Fund's average annual returns for one year and since inception periods compared with those of the S&P 500® Total Return Index, a broad measure of market performance. Performance reflects contractual fee waivers in effect. If fee waivers were not in place, performance would be reduced. The Fund's past performance (before and after taxes) is not necessarily an indication of how the Fund will perform in the future. Updated performance information is available by calling the Fund toll-free at (877) 974-6852.



During the periods shown in the chart:

<u>Best Quarter</u>	<u>Worst Quarter</u>
9.58%	0.45%
December 31, 2017	June 30, 2017

### Gotham Enhanced 500 Core Fund Class I Shares

<u>Average Annual Total Returns for the periods ended December 31, 2017</u>	<u>1 Year</u>	<u>Since Inception (September 30, 2016)</u>
Class I Shares Return Before Taxes . . . . .	23.89%	23.28%
Return After Taxes on Distributions <sup>1</sup> . . . . .	23.04%	22.61%
Return After Taxes on Distributions and Sale of Shares <sup>1</sup> . . . . .	13.52%	17.54%
The S&P 500® Total Return Index (reflects no deduction for fees, expenses or taxes) <sup>2</sup> . .	21.83%	20.68%

<sup>1</sup> After-tax returns are calculated using the historical highest individual federal marginal income tax rates and do not reflect the impact of state and local taxes. Actual after-tax returns depend on your tax situation and may differ from those shown and are not relevant if you hold your shares through tax-deferred arrangements, such as 401(k) plans or individual retirement accounts.

<sup>2</sup> The S&P 500® Total Return Index is a widely recognized unmanaged index of 500 common stocks, which are generally representative of the U.S. stock market as a whole. The returns provided for the S&P 500® Total Return Index include the reinvestment of dividends.

## Management of the Fund

### Investment Adviser

Gotham Asset Management, LLC

### Portfolio Managers

- **Joel Greenblatt** is a Managing Principal and Co-Chief Investment Officer of Gotham and has been a Portfolio Manager to the Fund since its inception in 2016.
- **Robert Goldstein** is a Managing Principal and Co-Chief Investment Officer of Gotham and has been a Portfolio Manager to the Fund since its inception in 2016.

## Purchase and Sale of Fund Shares

Shares of the Fund may be purchased and sold (redeemed) on any business day when the New York Stock Exchange is open for regular trading. Such purchases and redemptions can be made through a broker-dealer or other financial

intermediary or directly with the Fund by sending a completed application to the addresses below. **For applications and more information please call Shareholder Services toll-free at (877) 974-6852 (“Shareholder Services”).**

**Regular Mail:**

Gotham Funds  
FundVantage Trust  
c/o BNY Mellon Investment Servicing  
P.O. Box 9829  
Providence, RI 02940-8029

**Overnight Mail:**

Gotham Funds  
FundVantage Trust  
c/o BNY Mellon Investment Servicing  
4400 Computer Drive  
Westborough, MA 01581-1722

**Purchase by Wire for Accounts Held Directly with the Fund**

Please contact Shareholder Services toll-free at (877) 974-6852 for current wire instructions.

**Minimum Investment Requirements**

The minimum initial investment for shares is \$250,000 and the minimum for each subsequent investment is \$5,000.

**Redemption by Telephone for Accounts Held Directly with the Fund**

Please call Shareholder Services toll-free at (877) 974-6852.

**Purchases and Redemptions for Accounts Held through a Financial Intermediary**

Contact your financial intermediary.

**Tax Information**

The Fund intends to make distributions that may be taxed as ordinary income or capital gains. Such distributions are not currently taxable when shares are held through a tax-deferred arrangement, such as a 401(k) plan or an individual retirement account. However, subsequent withdrawals from any tax-deferred account in which the shares are held may be subject to federal income tax.

**Payments to Broker-Dealers and Other Financial Intermediaries**

If you purchase the Fund through a broker-dealer or other financial intermediary (such as a bank), you may be required to pay a commission to your broker or financial intermediary depending on your arrangements with them. In addition, the Fund and its related companies may pay the financial intermediary for the sale of Fund shares and/or related services to shareholders. These payments may create a conflict of interest by influencing the broker-dealer or other financial intermediary and your salesperson to recommend the Fund over another investment. Ask your salesperson or visit your financial intermediary's website for more information.

## GOTHAM NEUTRAL 500 FUND

### Investment Objective

The Gotham Neutral 500 Fund (the “Fund”) seeks long-term capital appreciation with minimal correlation to the general stock market.

### Expenses and Fees

This table describes the fees and expenses that you may pay if you buy and hold shares of the Fund.

#### Shareholder Fees (fees paid directly from your investment):

	<b>Institutional Class</b>
Redemption Fee (as a percentage of amount redeemed within 30 days of purchase) . . . . .	1.00%

#### Annual Fund Operating Expenses (expenses that you pay each year as a percentage of the value of your investment):

Management Fees . . . . .	1.35%
Distribution and/or Service (Rule 12b-1) Fees . . . . .	None
Other Expenses . . . . .	4.67%
Dividend and Interest Expense on Securities Sold Short . . . . .	1.74%
Other Operating Expenses . . . . .	2.93%
<b>Total Annual Fund Operating Expenses<sup>1</sup></b> . . . . .	<b>6.02%</b>
Fee Waivers and/or Expense Reimbursements <sup>1</sup> . . . . .	(2.78)%
<b>Total Annual Fund Operating Expenses After Fee Waivers and/or Expense Reimbursements<sup>1</sup></b> . . . . .	<b>3.24%</b>

<sup>1</sup> Gotham Asset Management, LLC (“Gotham” or the “Adviser”) has contractually agreed to reduce its investment advisory fee and/or reimburse certain expenses of the Fund to the extent necessary to ensure that the Fund’s total operating expenses (exclusive of taxes, “Acquired Fund Fees and Expenses,” dividend and interest expense on securities sold short, interest, extraordinary items, and brokerage commissions), do not exceed 1.50% (on an annual basis) of average daily net assets of the Fund (the “Expense Limitation”). The Expense Limitation will remain in place until January 31, 2020, unless the Board of Trustees of FundVantage Trust (the “Trust”) approves its earlier termination. The Adviser is entitled to recover, subject to approval by the Board of Trustees, such amounts reduced or reimbursed for a period of up to three (3) years from the year in which the Adviser reduced its compensation and/or assumed expenses for the Fund. The Adviser is permitted to seek reimbursement from the Fund, subject to certain limitations, for fees it waived and Fund expenses it paid to the extent the total annual fund expenses do not exceed the limits described above or any lesser limits in effect at the time of reimbursement. No recoupment will occur unless the Fund’s expenses are below the Expense Limitation.

### Expense Example

This Example is intended to help you compare the cost of investing in the Fund with the cost of investing in other mutual funds. The Example assumes that you invest \$10,000 in the Fund’s Institutional Class shares for the time periods indicated and then redeem all of your shares at the end of those periods. The Example also assumes that your investment has a 5% return each year and that the Fund’s operating expenses remain the same. Although your actual costs may be higher or lower, based on these assumptions your costs would be:

	<u>1 Year</u>	<u>3 Years</u>	<u>5 Years</u>	<u>10 Years</u>
Institutional Class . . . . .	\$327	\$1,280	\$2,501	\$5,447

### Portfolio Turnover

The Fund pays transaction costs, such as commissions, when it buys and sells securities (or “turns over” its portfolio). A higher portfolio turnover rate may indicate higher transaction costs and may result in higher taxes when Fund shares are held in a taxable account. These costs, which are not reflected in annual fund operating expenses or in the example, affect

the Fund's performance. During the most recent fiscal year, the Fund's portfolio turnover rate was 201.65% of the average value of its portfolio.

### **Summary of Principal Investment Strategies**

The Fund seeks to achieve its investment objective by investing under normal circumstances in long and short positions of equity securities. The Fund invests primarily in U.S. common stocks of companies listed in the S&P 500® Index, but may invest in other large capitalization companies, generally selected from the largest 500 to 700 U.S. companies by market capitalization.

The Fund will generally take long positions in securities that the Adviser believes to be undervalued and short positions in securities that the Adviser believes to be overvalued, based on the Adviser's analysis of the issuer's financial reports and market valuation. It is anticipated that the Fund will hold several hundred long positions and a similar number of short positions.

The Adviser seeks to capitalize on pricing inefficiencies in the market by employing a systematic, bottom-up, valuation approach based on the Adviser's proprietary analytical framework to identify companies that appear to be undervalued or overvalued on both an absolute and relative basis. This approach consists of:

- Researching and analyzing each company in the Adviser's coverage universe according to a methodology that emphasizes fundamentals such as recurring earnings, cash flows, capital efficiency, capital structure, and valuation;
- Identifying and excluding companies that do not conform to the Adviser's valuation methodology or companies judged by the Adviser to have questionable financial reporting;
- Updating the analysis for earning releases, annual (Form 10-K) and quarterly (Form 10-Q) reports and other corporate filings; and
- Recording analysis in a centralized database enabling the Adviser to compare companies and identify longs and shorts based on the Adviser's assessment of value.

Generally the long portion of the portfolio is weighted towards those stocks that are priced at the largest discount to the Adviser's assessment of value. Similarly, the short portion of the portfolio is generally weighted towards those short positions selling at the largest premium to the Adviser's measures of value. The portfolio is also subject to the Adviser's risk controls, which include liquidity and diversification considerations. The Fund is rebalanced (generally daily) to maintain exposure levels, manage risk and reposition the portfolio to reflect earnings releases and other new information related to particular companies. Because the Fund generally rebalances its long and short positions on a daily basis, the Fund may experience a high portfolio turnover rate.

The Adviser seeks to maintain the Fund's net exposure, which is the value of the Fund's long positions minus its short positions, in the range of approximately 0% – 30%. The Adviser expects that the Fund's gross exposure, which is the value of the Fund's long positions plus its short positions, will generally be below 225%.

The Fund may also lend portfolio securities to brokers, dealers and other financial organizations meeting capital and other credit requirements or other criteria established by the Fund's Board of Trustees. Loans of portfolio securities will be collateralized by liquid securities and cash. The Fund may invest cash collateral received in securities consistent with its principal investment strategy. The Fund's investment of the proceeds of short sales creates leverage in the Fund which may amplify changes in the Fund's net asset value.

### **Summary of Principal Risks**

The Fund is subject to the principal risks summarized below. These risks could adversely affect the Fund's net asset value ("NAV"), yield and total return. It is possible to lose money by investing in the Fund.

- **Common Stock Risk:** The Fund invests in common stocks. Common stock represents an equity (ownership) interest in a company or other entity. Common stocks are subject to greater fluctuations in market value than certain other asset classes as a result of such factors as a company's business performance, investor perceptions, stock market trends and general economic conditions. The rights of common stockholders are subordinate to all other claims on a company's assets, including debt holders and preferred stockholders. Common stocks risk the loss of all or a substantial portion of the investment.

- **Market Risk:** The Fund is subject to market risk — the risk that securities markets and individual securities will increase or decrease in value. Market risk applies to every market and every security. Security prices may fluctuate widely over short or extended periods in response to market or economic news and conditions, and securities markets also tend to move in cycles. If there is a general decline in the securities markets, it is possible your investment may lose value regardless of the individual results of the companies in which the Fund invests. The magnitude of up and down price or market fluctuations over time is sometimes referred to as “volatility,” and it can be significant. In addition, different asset classes and geographic markets may experience periods of significant correlation with each other. As a result of this correlation, the securities and markets in which the Fund invests may experience volatility due to market, economic, political or social events and conditions that may not readily appear to directly relate to such securities, the securities’ issuer or the markets in which they trade.
- **Value Style Risk:** The Adviser intends to buy securities, on behalf of the Fund, that it believes are undervalued and short securities it believes are overvalued. Investing in “value” stocks presents the risk that the stocks may never reach what the Adviser believes are their full market values, either because the market fails to recognize what the Adviser considers to be the companies’ true business values or because the Adviser misjudges those values. In addition, value stocks may fall out of favor with investors and underperform growth stocks during given periods. Conversely, the Fund will short securities the Adviser believes are overvalued. This presents the risk that a stock’s value may not decrease to what the Adviser believes is its true market values because the market fails to recognize what the Adviser considers to be the company’s value, because the Adviser misjudges those values or because the Adviser is required to purchase the security before its investment thesis could be realized.
- **Short Sale Risk:** Short selling a security involves selling a borrowed security with the expectation that the value of that security will decline so that the security may be purchased at a lower price when returning the borrowed security. The risk for loss on short selling is greater than the original value of the securities sold short because the price of the borrowed security may rise, thereby increasing the price at which the security must be purchased. Any such loss is increased by the amount of premium or interest the Fund must pay to the lender of the security. Likewise, any gain will be decreased by the amount of premium or interest the Fund must pay to the lender of the security. Although the Fund’s gain is limited to the price at which it sold the security short, its potential loss is limited only by the maximum attainable price of the security, less the price at which the security was sold and may, theoretically, be unlimited. Government actions also may affect the Fund’s ability to engage in short selling. In addition, the Fund may be subject to expenses related to short sales that are not typically associated with investing in securities directly, such as costs of borrowing and margin account maintenance costs associated with the Fund’s open short positions. These types of short sales expenses (sometimes referred to as the “negative cost of carry”) negatively impact the performance of the Fund since these expenses tend to cause the Fund to lose money on a short sale even in instances where the price of the underlying security sold short does not change over the duration of the short sale. The Fund may not be able to borrow a security that it needs to deliver or it may not be able to close out a short position at an acceptable price and may have to sell long positions earlier than it had expected.
- **Leverage:** The Fund will utilize leverage in its investment program, including through its investment of short sale proceeds. Investing of short sale proceeds increases leverage because the Fund uses the proceeds to purchase additional securities consistent with the Fund’s investment program. The use of leverage allows the Fund to make additional investments, thereby increasing its exposure to assets, such that its total assets may be greater than its capital. However, leverage also magnifies the volatility of changes in the value of the Fund’s portfolio. The effect of the use of leverage by the Fund in a market that moves adversely to its investments could result in substantial losses to the Fund, which would be greater than if the Fund were not leveraged. Because a short position loses value as the security’s price increases, the loss on a short sale is theoretically unlimited.

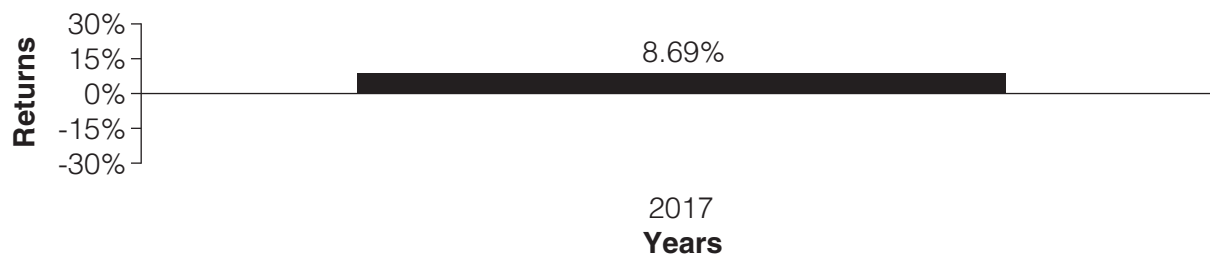
The short sale proceeds utilized by the Fund to leverage investments are collateralized by all or a portion of the Fund’s portfolio. Accordingly, the Fund may pledge securities in order to effect short sales, utilize short sale proceeds or otherwise obtain leverage for investment or other purposes. Should the securities pledged to brokers to secure the Fund’s margin accounts decline in value, the Fund could be subject to a “margin call”, pursuant to which the Fund must either deposit additional funds or securities with the broker or suffer mandatory liquidation of all or a portion of the pledged securities to compensate for the decline in value. The banks and dealers that provide leverage to the Fund have discretion to change the Fund’s margin requirements at any time. Changes by counterparties in the foregoing may result in large margin calls, loss of leverage and forced liquidations of positions at disadvantageous prices. There can be no assurance that the Fund will be able to secure or maintain adequate leverage to pursue its investment strategy. The utilization of short sale proceeds for leverage will cause the Fund to be subject to higher transaction fees and other costs.

- **Manager Risk:** If the Adviser makes poor investment decisions, it will negatively affect the Fund's investment performance.
- **Database Errors:** The investment strategy used by the Adviser relies on proprietary databases and third-party data sources. Data entries made by the Adviser's team of financial analysts or third-parties may contain errors, as may the database system used to store such data. Any errors in the underlying data sources, data entry or database may result in the Fund acquiring or selling investments based on incorrect information. When data proves to be incorrect, misleading, flawed or incomplete, any decisions made in reliance thereon expose the Fund to potential risks. For example, by relying on such data the Adviser may be induced to buy or sell certain investments it would not have if the data was correct. As a result, the Fund could incur losses or miss out on gains on such investments before the errors are identified and corrected.
- **Systems Risk:** The Fund depends on the Adviser to develop and implement appropriate systems for its activities. The Adviser relies extensively on computer programs and systems to implement and monitor the Fund's investment strategy. The development, implementation and maintenance of these systems is complex and involves substantial research and modeling (which is then generally translated into computer code and manual and automated processes) and the retrieval, filtering, processing, translation and analysis of large amounts of financial and other corporate data. As a result, there is a risk of human or technological errors affecting the portfolio construction process and order origination, including errors in programming (e.g., "bugs" and classic coding errors), modeling, design, translational errors and compatibility issues with data sets and among systems. Similarly, with regard to trading and other systems or equipment that the Adviser utilizes, any or all of the following events may occur: (i) failures or interruptions in access to or the operations of such systems or equipment; (ii) loss of functionality; (iii) corruption; (iv) compromises in security; (v) loss of power; and (vi) other situations that adversely affect such systems or equipment. There can be no guarantee that such defects or issues will be identified in time to avoid a material adverse effect on the Fund. For example, such failures could cause the Adviser to be induced to buy or sell certain investments it would not have if the failure had not occurred.
- **Cybersecurity Risk:** As part of its business, the Adviser processes, stores and transmits large amounts of electronic information, including information relating to the transactions of the Fund. The Adviser and Fund are therefore susceptible to cybersecurity risk. Cybersecurity failures or breaches of the Fund or its service providers have the ability to cause disruptions and impact business operations, potentially resulting in financial losses, the inability of Fund shareholders to transact business, violations of applicable privacy and other laws, regulatory fines, penalties and/or reputational damage. The Fund and its shareholders could be negatively impacted as a result.
- **High Portfolio Turnover Risk:** The Fund may sell its securities, regardless of the length of time that they have been held, if the Adviser determines that it would be in the Fund's best interest to do so. It is anticipated that the Fund will frequently adjust the size of its long and short positions. These transactions will increase the Fund's "portfolio turnover" and the Fund may experience a high portfolio turnover rate (over 100%). High turnover rates generally result in higher brokerage costs, may have adverse tax consequences and therefore may reduce the Fund's returns. Frequent purchases and sales of portfolio securities may result in higher Fund expenses and may result in more significant distributions of short-term capital gains to investors, which are taxed as ordinary income.
- **Securities Lending Risk:** The Fund may make secured loans of its portfolio securities in an amount not exceeding 33% of the value of the Fund's total assets. The risks in lending portfolio securities, as with other extensions of credit, consist of possible delay in recovery of the securities and possible loss of rights in the collateral should the borrower fail financially, including possible impairment of the Fund's ability to vote the securities on loan. If a loan is collateralized by cash, the Fund typically invests the cash collateral for its own account and may pay a fee to the borrower that normally represents a portion of the Fund's earnings on the collateral. Because the Fund may invest collateral in any investments in accordance with its investment objective, the Fund's securities lending transactions will result in investment leverage. The Fund bears the risk that the value of investments made with collateral may decline.
- **Volatility Risk:** The Fund's investments may increase or decrease in value over a short period of time. This may cause the Fund's net asset value per share to experience significant increases or declines in value over short periods of time. All investments are subject to the risk of loss.
- **Tax Legislation Risk:** On December 22, 2017, new tax legislation was enacted which includes changes to tax rates, restrictions on miscellaneous itemized deductions, changes to the dividends received deduction, restrictions on the deductibility of interest, and changes to the taxation of the international operations of domestic businesses. Certain changes have sunset provisions, which are important to note. Because the tax legislation is newly enacted and

Treasury Regulations related to the legislation have not been drafted, there is uncertainty in how the newly enacted tax legislation will affect the Fund's investments, as such impact may be adverse. Shareholders are urged and advised to consult their own tax advisor with respect to the impact of this legislation.

## Performance Information

The bar chart and table shown below provide some indication of the risks of investing in the Fund by showing the Fund's performance for the past calendar year and by showing how the Fund's average annual returns for one year and since inception periods compared with those of the BofA Merrill Lynch 3-Month U.S. Treasury Bill Index. Performance reflects contractual fee waivers in effect. If fee waivers were not in place, performance would be reduced. The Fund's past performance (before and after taxes) is not necessarily an indication of how the Fund will perform in the future. Updated performance information is available by calling the Fund toll-free at (877) 974-6852.



During the periods shown in the chart:

<u>Best Quarter</u>	<u>Worst Quarter</u>
5.36%	(2.27)%
December 31, 2017	June 30, 2017

### Gotham Neutral 500 Fund Class I Shares

<u>Average Annual Total Returns for the periods ended December 31, 2017</u>	<u>1 Year</u>	<u>Since Inception (September 30, 2016)</u>
Class I Shares Return Before Taxes	8.69%	10.62%
Return After Taxes on Distributions <sup>1</sup>	8.49%	10.46%
Return After Taxes on Distributions and Sale of Shares <sup>1</sup>	4.95%	8.06%
The BofA Merrill Lynch 3-Month U.S. Treasury Bill Index (reflects no deductions for fees or expenses or taxes) <sup>2</sup>	0.86%	0.75%

<sup>1</sup> After-tax returns are calculated using the historical highest individual federal marginal income tax rates and do not reflect the impact of state and local taxes. Actual after-tax returns depend on your tax situation and may differ from those shown and are not relevant if you hold your shares through tax-deferred arrangements, such as 401(k) plans or individual retirement accounts.

<sup>2</sup> The BofA Merrill Lynch 3-Month U.S. Treasury Bill Index is an index comprised of a single Treasury bill issue purchased at the beginning of the month and held for a full month, then sold and rolled into a newly selected Treasury bill issue.

## Management of the Fund

### Investment Adviser

Gotham Asset Management, LLC

### Portfolio Managers

- **Joel Greenblatt** is a Managing Principal and Co-Chief Investment Officer of Gotham and has been a Portfolio Manager to the Fund since its inception in 2016.
- **Robert Goldstein** is a Managing Principal and Co-Chief Investment Officer of Gotham and has been a Portfolio Manager to the Fund since its inception in 2016.



## **Purchase and Sale of Fund Shares**

Shares of the Fund may be purchased and sold (redeemed) on any business day when the New York Stock Exchange is open for regular trading. Such purchases and redemptions can be made through a broker-dealer or other financial intermediary or directly with the Fund by sending a completed application to the addresses below. **For applications and more information please call Shareholder Services toll-free at (877) 974-6852 (“Shareholder Services”).**

### **Regular Mail:**

Gotham Funds  
FundVantage Trust  
c/o BNY Mellon Investment Servicing  
P.O. Box 9829  
Providence, RI 02940-8029

### **Overnight Mail:**

Gotham Funds  
FundVantage Trust  
c/o BNY Mellon Investment Servicing  
4400 Computer Drive  
Westborough, MA 01581-1722

## **Purchase by Wire for Accounts Held Directly with the Fund**

Please contact Shareholder Services toll-free at (877) 974-6852 for current wire instructions.

## **Minimum Investment Requirements**

The minimum initial investment for shares is \$250,000 and the minimum for each subsequent investment is \$5,000.

## **Redemption by Telephone for Accounts Held Directly with the Fund**

Please call Shareholder Services toll-free at (877) 974-6852.

## **Purchases and Redemptions for Accounts Held through a Financial Intermediary**

Contact your financial intermediary.

## **Tax Information**

The Fund intends to make distributions that may be taxed as ordinary income or capital gains. Such distributions are not currently taxable when shares are held through a tax-deferred arrangement, such as a 401(k) plan or an individual retirement account. However, subsequent withdrawals from any tax-deferred account in which the shares are held may be subject to federal income tax.

## **Payments to Broker-Dealers and Other Financial Intermediaries**

If you purchase the Fund through a broker-dealer or other financial intermediary (such as a bank), you may be required to pay a commission to your broker or financial intermediary depending on your arrangements with them. In addition, the Fund and its related companies may pay the financial intermediary for the sale of Fund shares and/or related services to shareholders. These payments may create a conflict of interest by influencing the broker-dealer or other financial intermediary and your salesperson to recommend the Fund over another investment. Ask your salesperson or visit your financial intermediary's website for more information.

## GOTHAM HEDGED PLUS FUND

### Investment Objective

The Gotham Hedged Plus Fund (the “Fund”) seeks long-term capital appreciation and to achieve positive returns during most annual periods in an efficient, risk-adjusted manner.

### Expenses and Fees

This table describes the fees and expenses that you may pay if you buy and hold shares of the Fund.

#### Shareholder Fees (fees paid directly from your investment):

	<b>Institutional Class</b>
Redemption Fee (as a percentage of amount redeemed within 30 days of purchase) . . . . .	1.00%

#### Annual Fund Operating Expenses (expenses that you pay each year as a percentage of the value of your investment):

Management Fees . . . . .	1.00%
Distribution and/or Service (Rule 12b-1) Fees . . . . .	None
Other Expenses <sup>1</sup> . . . . .	7.46%
Dividend and Interest Expense on Securities Sold Short . . . . .	1.95%
Other Operating Expenses . . . . .	5.51%
<b>Total Annual Fund Operating Expenses<sup>1</sup></b> . . . . .	<b>8.46%</b>
Fee Waivers and/or Expense Reimbursements <sup>1</sup> . . . . .	(5.36)%
<b>Total Annual Fund Operating Expenses After Fee Waivers and/or Expense Reimbursements<sup>1</sup></b> . . . . .	<b>3.10%</b>

<sup>1</sup> Gotham Asset Management, LLC (“Gotham” or the “Adviser”) has contractually agreed to reduce its investment advisory fee and/or reimburse certain expenses of the Fund to the extent necessary to ensure that the Fund’s total operating expenses (exclusive of taxes, “Acquired Fund Fees and Expenses,” dividend and interest expense on securities sold short, interest, extraordinary items, and brokerage commissions), do not exceed 1.15% (on an annual basis) of average daily net assets of the Fund (the “Expense Limitation”). The Expense Limitation will remain in place until January 31, 2020, unless the Board of Trustees of FundVantage Trust (the “Trust”) approves its earlier termination. The Adviser is entitled to recover, subject to approval by the Board of Trustees, such amounts reduced or reimbursed for a period of up to three (3) years from the year in which the Adviser reduced its compensation and/or assumed expenses for the Fund. The Adviser is permitted to seek reimbursement from the Fund, subject to certain limitations, for fees it waived and Fund expenses it paid to the extent the total annual fund expenses do not exceed the limits described above or any lesser limits in effect at the time of the reimbursement. No recoupment will occur unless the Fund’s expenses are below the Expense Limitation.

### Expense Example

This Example is intended to help you compare the cost of investing in the Fund with the cost of investing in other mutual funds. The Example assumes that you invest \$10,000 in the Fund’s Institutional Class shares for the time periods indicated and then redeem all of your shares at the end of those periods. The Example also assumes that your investment has a 5% return each year and that the Fund’s operating expenses remain the same. Although your actual costs may be higher or lower, based on these assumptions your costs would be:

	<u>1 Year</u>	<u>3 Years</u>	<u>5 Years</u>	<u>10 Years</u>
Institutional Class . . . . .	\$313	\$1,495	\$3,133	\$6,757

### Portfolio Turnover

The Fund pays transaction costs, such as commissions, when it buys and sells securities (or “turns over” its portfolio). A higher portfolio turnover rate may indicate higher transaction costs and may result in higher taxes when Fund shares are held in a taxable account. These costs, which are not reflected in annual fund operating expenses or in the example, affect

the Fund's performance. During the most recent fiscal year, the Fund's portfolio turnover rate was 182.53% of the average value of its portfolio.

### Summary of Principal Investment Strategies

The Fund seeks to achieve its investment objective by investing under normal circumstances in long and short positions of equity securities, primarily U.S. common stocks. The Adviser intends that the Fund will have the economic exposure to the S&P 500® Index (the "Index") of approximately 50 – 70% of the Fund's net assets and additional exposure to a long/short portfolio (the "Long/Short Portfolio"), consisting of long and short positions, generally selected from the largest 500 to 700 U.S. companies by market capitalization.

The Long/Short Portfolio will consist of long positions in securities that the Adviser believes to be undervalued and short positions in securities that the Adviser believes to be overvalued, based on the Adviser's analysis of the issuer's financial reports and market valuation.

The Fund intends to target a net exposure, which is the value of the Fund's long positions minus its short positions, in the range of approximately 50 – 70%. The Adviser expects that the Fund's gross exposure, which is the value of the Fund's long positions plus its short positions, will be in the range of approximately 220 – 290%.

In determining which individual securities to purchase or short for the Long/Short Portfolio, the Adviser employs a systematic, bottom-up, valuation approach based on the Adviser's proprietary analytical framework to identify companies that appear to be undervalued or overvalued on both an absolute and relative basis. This approach consists of:

- Researching and analyzing each company in the Adviser's coverage universe according to a methodology that emphasizes fundamentals such as recurring earnings, cash flows, capital efficiency, capital structure, and valuation;
- Identifying and excluding companies that do not conform to the Adviser's valuation methodology or companies judged by the Adviser to have questionable financial reporting;
- Updating the analysis for earning releases, annual (Form 10-K) and quarterly (Form 10-Q) reports and other corporate filings; and
- Recording analysis in a centralized database enabling the Adviser to compare companies and identify longs and shorts based on the Adviser's assessment of value.

Generally the long portion of the Long/Short Portfolio is weighted towards those stocks that are priced at the largest discount to the Adviser's assessment of value. Similarly, the short portion of the Long/Short Portfolio is generally weighted towards those short positions selling at the largest premium to the Adviser's measures of value. The Long/Short Portfolio is also subject to the Adviser's risk controls, which include liquidity and diversification considerations. The Fund is rebalanced (generally daily) to maintain exposure levels, manage risk and reposition the portfolio to reflect earnings releases and other new information related to particular companies. Because the Fund generally rebalances its long and short positions within the Long/Short Portfolio on a daily basis, the Fund may experience a high portfolio turnover rate.

The Fund may invest in ETFs, including to manage capital flows. The Fund may also lend portfolio securities to brokers, dealers and other financial organizations meeting capital and other credit requirements or other criteria established by the Fund's Board of Trustees. Loans of portfolio securities will be collateralized by liquid securities and cash. The Fund may invest cash collateral received in securities consistent with its principal investment strategy. The Fund's investment of the proceeds of short sales creates leverage in the Fund which may amplify changes in the Fund's net asset value.

### Summary of Principal Risks

The Fund is subject to the principal risks summarized below. These risks could adversely affect the Fund's net asset value ("NAV"), yield and total return. It is possible to lose money by investing in the Fund.

- **Common Stock Risk.** The Fund invests in common stocks. Common stock represents an equity (ownership) interest in a company or other entity. Common stocks are subject to greater fluctuations in market value than certain other asset classes as a result of such factors as a company's business performance, investor perceptions, stock market trends and general economic conditions. The rights of common stockholders are subordinate to all other claims on a company's assets, including debt holders and preferred stockholders. Common stocks risk the loss of all or a substantial portion of the investment.
- **Market Risk:** The Fund is subject to market risk — the risk that securities markets and individual securities will increase or decrease in value. Market risk applies to every market and every security. Security prices may fluctuate widely

over short or extended periods in response to market or economic news and conditions, and securities markets also tend to move in cycles. If there is a general decline in the securities markets, it is possible your investment may lose value regardless of the individual results of the companies in which the Fund invests. The magnitude of up and down price or market fluctuations over time is sometimes referred to as “volatility,” and it can be significant. In addition, different asset classes and geographic markets may experience periods of significant correlation with each other. As a result of this correlation, the securities and markets in which the Fund invests may experience volatility due to market, economic, political or social events and conditions that may not readily appear to directly relate to such securities, the securities’ issuer or the markets in which they trade.

- **Value Style Risk:** The Adviser intends to buy securities, on behalf of the Fund, that it believes are undervalued and short securities it believes are overvalued. Investing in “value” stocks presents the risk that the stocks may never reach what the Adviser believes are their full market values, either because the market fails to recognize what the Adviser considers to be the companies’ true business values or because the Adviser misjudges those values. In addition, value stocks may fall out of favor with investors and underperform growth stocks during given periods. Conversely, the Fund will short securities the Adviser believes are overvalued. This presents the risk that a stock’s value may not decrease to what the Adviser believes is its true market values because the market fails to recognize what the Adviser considers to be the company’s value, because the Adviser misjudges those values or because the Adviser is required to purchase the security before its investment thesis could be realized.
- **Short Sale Risk:** Short selling a security involves selling a borrowed security with the expectation that the value of that security will decline so that the security may be purchased at a lower price when returning the borrowed security. The risk for loss on short selling is greater than the original value of the securities sold short because the price of the borrowed security may rise, thereby increasing the price at which the security must be purchased. Any such loss is increased by the amount of premium or interest the Fund must pay to the lender of the security. Likewise, any gain will be decreased by the amount of premium or interest the Fund must pay to the lender of the security. Although the Fund’s gain is limited to the price at which it sold the security short, its potential loss is limited only by the maximum attainable price of the security, less the price at which the security was sold and may, theoretically, be unlimited. Government actions also may affect the Fund’s ability to engage in short selling. In addition, the Fund may be subject to expenses related to short sales that are not typically associated with investing in securities directly, such as costs of borrowing and margin account maintenance costs associated with the Fund’s open short positions. These types of short sales expenses (sometimes referred to as the “negative cost of carry”) negatively impact the performance of the Fund since these expenses tend to cause the Fund to lose money on a short sale even in instances where the price of the underlying security sold short does not change over the duration of the short sale. The Fund may not be able to borrow a security that it needs to deliver or it may not be able to close out a short position at an acceptable price and may have to sell long positions earlier than it had expected.
- **Leverage:** The Fund will utilize leverage in its investment program, including through its investment of short sale proceeds. Investing of short sale proceeds increases leverage because the Fund uses the proceeds to purchase additional securities consistent with the Fund’s investment program. The use of leverage allows the Fund to make additional investments, thereby increasing its exposure to assets, such that its total assets may be greater than its capital. However, leverage also magnifies the volatility of changes in the value of the Fund’s portfolio. The effect of the use of leverage by the Fund in a market that moves adversely to its investments could result in substantial losses to the Fund, which would be greater than if the Fund were not leveraged. Because a short position loses value as the security’s price increases, the loss on a short sale is theoretically unlimited.

The short sale proceeds utilized by the Fund to leverage investments are collateralized by all or a portion of the Fund’s portfolio. Accordingly, the Fund may pledge securities in order to effect short sales, utilize short sale proceeds or otherwise obtain leverage for investment or other purposes. Should the securities pledged to brokers to secure the Fund’s margin accounts decline in value, the Fund could be subject to a “margin call”, pursuant to which the Fund must either deposit additional funds or securities with the broker or suffer mandatory liquidation of all or a portion of the pledged securities to compensate for the decline in value. The banks and dealers that provide leverage to the Fund have discretion to change the Fund’s margin requirements at any time. Changes by counterparties in the foregoing may result in large margin calls, loss of leverage and forced liquidations of positions at disadvantageous prices. There can be no assurance that the Fund will be able to secure or maintain adequate leverage to pursue its investment strategy. The utilization of short sale proceeds for leverage will cause the Fund to be subject to higher transaction fees and other costs.

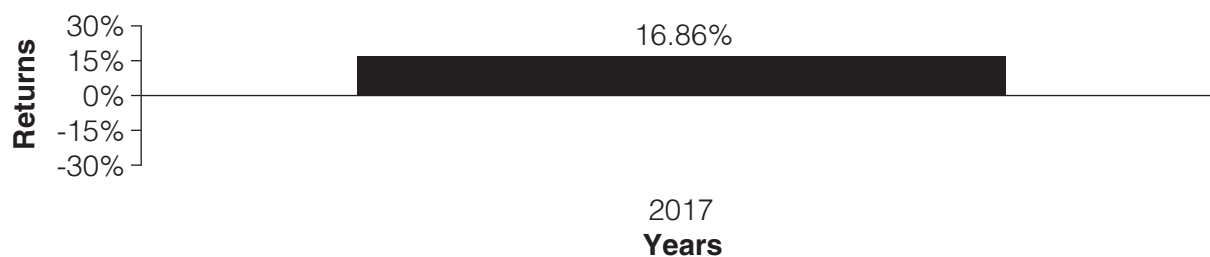
- **Manager Risk:** If the Adviser makes poor investment decisions, it will negatively affect the Fund’s investment performance.

- **Database Errors:** The investment strategy used by the Adviser relies on proprietary databases and third-party data sources. Data entries made by the Adviser's team of financial analysts or third-parties may contain errors, as may the database system used to store such data. Any errors in the underlying data sources, data entry or database may result in the Fund acquiring or selling investments based on incorrect information. When data proves to be incorrect, misleading, flawed or incomplete, any decisions made in reliance thereon expose the Fund to potential risks. For example, by relying on such data the Adviser may be induced to buy or sell certain investments it would not have if the data was correct. As a result, the Fund could incur losses or miss out on gains on such investments before the errors are identified and corrected.
- **Systems Risk:** The Fund depends on the Adviser to develop and implement appropriate systems for its activities. The Adviser relies extensively on computer programs and systems to implement and monitor the Fund's investment strategy. The development, implementation and maintenance of these systems is complex and involves substantial research and modeling (which is then generally translated into computer code and manual and automated processes) and the retrieval, filtering, processing, translation and analysis of large amounts of financial and other corporate data. As a result, there is a risk of human or technological errors affecting the portfolio construction process and order origination, including errors in programming (e.g., "bugs" and classic coding errors), modeling, design, translational errors and compatibility issues with data sets and among systems. Similarly, with regard to trading and other systems or equipment that the Adviser utilizes, any or all of the following events may occur: (i) failures or interruptions in access to or the operations of such systems or equipment; (ii) loss of functionality; (iii) corruption; (iv) compromises in security; (v) loss of power; and (vi) other situations that adversely affect such systems or equipment. There can be no guarantee that such defects or issues will be identified in time to avoid a material adverse effect on the Fund. For example, such failures could cause the Adviser to be induced to buy or sell certain investments it would not have if the failure had not occurred.
- **Cybersecurity Risk:** As part of its business, the Adviser processes, stores and transmits large amounts of electronic information, including information relating to the transactions of the Fund. The Adviser and Fund are therefore susceptible to cybersecurity risk. Cybersecurity failures or breaches of the Fund or its service providers have the ability to cause disruptions and impact business operations, potentially resulting in financial losses, the inability of Fund shareholders to transact business, violations of applicable privacy and other laws, regulatory fines, penalties and/or reputational damage. The Fund and its shareholders could be negatively impacted as a result.
- **High Portfolio Turnover Risk:** The Fund may sell its securities, regardless of the length of time that they have been held, if the Adviser determines that it would be in the Fund's best interest to do so. It is anticipated that the Fund will frequently adjust the size of its long and short positions. These transactions will increase the Fund's "portfolio turnover" and the Fund may experience a high portfolio turnover rate (over 100%). High turnover rates generally result in higher brokerage costs, may have adverse tax consequences and therefore may reduce the Fund's returns. Frequent purchases and sales of portfolio securities may result in higher Fund expenses and may result in more significant distributions of short-term capital gains to investors, which are taxed as ordinary income.
- **Securities Lending Risk:** The Fund may make secured loans of its portfolio securities in an amount not exceeding 33⅓% of the value of the Fund's total assets. The risks in lending portfolio securities, as with other extensions of credit, consist of possible delay in recovery of the securities and possible loss of rights in the collateral should the borrower fail financially, including possible impairment of the Fund's ability to vote the securities on loan. If a loan is collateralized by cash, the Fund typically invests the cash collateral for its own account and may pay a fee to the borrower that normally represents a portion of the Fund's earnings on the collateral. Because the Fund may invest collateral in any investments in accordance with its investment objective, the Fund's securities lending transactions will result in investment leverage. The Fund bears the risk that the value of investments made with collateral may decline.
- **ETF Risk:** An investment in an exchange-traded fund is an investment in another investment company and therefore, the Fund's shareholders will indirectly bear its proportionate share of any fees and expenses of the ETFs in which the Fund invest in addition to the Fund's own fees and expenses. As a result, the cost of investing will be higher than the cost of investing directly in the ETFs and may be higher than mutual funds that invest directly in stocks and bonds. ETFs are also subject to the following risks: (i) the market price of an ETF's shares may trade above or below net asset value; (ii) there may be an inactive trading market for an ETF; (iii) trading of an ETF's shares may be halted, delisted, or suspended on the listing exchange; and (iv) the ETF may fail to achieve close correlation with the index that it tracks.
- **Volatility Risk:** The Fund's investments may increase or decrease in value over a short period of time. This may cause the Fund's net asset value per share to experience significant increases or declines in value over short periods of time. All investments are subject to the risk of loss.

- **Tax Legislation Risk:** On December 22, 2017, new tax legislation was enacted which includes changes to tax rates, restrictions on miscellaneous itemized deductions, changes to the dividends received deduction, restrictions on the deductibility of interest, and changes to the taxation of the international operations of domestic businesses. Certain changes have sunset provisions, which are important to note. Because the tax legislation is newly enacted and Treasury Regulations related to the legislation have not been drafted, there is uncertainty in how the newly enacted tax legislation will affect the Fund's investments, as such impact may be adverse. Shareholders are urged and advised to consult their own tax advisor with respect to the impact of this legislation.

## Performance Information

The bar chart and table shown below provide some indication of the risks of investing in the Fund by showing the Fund's performance for the past calendar year and by showing how the Fund's average annual returns for one year and since inception periods compared with those of the S&P 500® Total Return Index and the HFRX Equity Hedge Index, each a broad measure of market performance. Performance reflects contractual fee waivers in effect. If fee waivers were not in place, performance would be reduced. The Fund's past performance (before and after taxes) is not necessarily an indication of how the Fund will perform in the future. Updated performance information is available by calling the Fund toll-free at (877) 974-6852.



During the periods shown in the chart:

<u>Best Quarter</u>	<u>Worst Quarter</u>
9.19%	(1.91)%
December 31, 2017	June 30, 2017

### Gotham Hedged Plus Fund Class I Shares

<u>Average Annual Total Returns for the periods ended December 31, 2017</u>	<u>1 Year</u>	<u>Since Inception (March 31, 2016)</u>
Class I Shares Return Before Taxes . . . . .	16.86%	14.39%
Return After Taxes on Distributions <sup>1</sup> . . . . .	16.11%	13.57%
Return After Taxes on Distributions and Sale of Shares <sup>1</sup> . . . . .	9.84%	10.79%
HFRX Equity Hedge Index (reflects no deduction for fees, expenses or taxes) <sup>2</sup> . . . . .	9.98%	7.46%
S&P 500® Total Return Index (reflects no deductions for fees, expenses or taxes) <sup>3</sup> . . . . .	21.83%	18.50%

<sup>1</sup> After-tax returns are calculated using the historical highest individual federal marginal income tax rates and do not reflect the impact of state and local taxes. Actual after-tax returns depend on your tax situation and may differ from those shown and are not relevant if you hold your shares through tax-deferred arrangements, such as 401(k) plans or individual retirement accounts

<sup>2</sup> The HFRX Equity Hedge Index is engineered to achieve representative performance of a larger universe of funds employing Equity Hedge Strategies. Equity Hedge Strategies maintain positions both long and short in primarily equity and equity derivative securities. A wide variety of investment processes can be employed to arrive at an investment decision, including both quantitative and fundamental techniques; strategies can be broadly diversified or narrowly focused on specific sectors and can range broadly in terms of levels of net exposure, leverage employed, holding period, concentrations of market capitalizations and valuation ranges of typical portfolios. Equity Hedge managers would typically maintain at least 50%, and may in some cases be substantially invested in equities, both long and short.

<sup>3</sup> The S&P 500® Total Return Index is a widely recognized unmanaged index of 500 common stocks, which are generally representative of the U.S. stock market as a whole. The returns provided for the S&P 500® Total Return Index include the reinvestment of dividends.

## Management of the Fund

### Investment Adviser

Gotham Asset Management, LLC

### Portfolio Managers

- **Joel Greenblatt** is a Managing Principal and Co-Chief Investment Officer of Gotham and has been a Portfolio Manager to the Fund since its inception in 2016.
- **Robert Goldstein** is a Managing Principal and Co-Chief Investment Officer of Gotham and has been a Portfolio Manager to the Fund since its inception in 2016.

### Purchase and Sale of Fund Shares

Shares of the Fund may be purchased and sold (redeemed) on any business day when the New York Stock Exchange is open for regular trading. Such purchases and redemptions can be made through a broker-dealer or other financial intermediary or directly with the Fund by sending a completed application to the addresses below. **For applications and more information please call Shareholder Services toll-free at (877) 974-6852 (“Shareholder Services”).**

#### Regular Mail:

Gotham Funds  
FundVantage Trust  
c/o BNY Mellon Investment Servicing  
P.O. Box 9829  
Providence, RI 02940-8029

#### Overnight Mail:

Gotham Funds  
FundVantage Trust  
c/o BNY Mellon Investment Servicing  
4400 Computer Drive  
Westborough, MA 01581-1722

### Purchase by Wire for Accounts Held Directly with the Fund

Please contact Shareholder Services toll-free at (877) 974-6852 for current wire instructions.

### Minimum Investment Requirements

The minimum initial investment for shares is \$250,000 and the minimum for each subsequent investment is \$5,000.

### Redemption by Telephone for Accounts Held Directly with the Fund

Please call Shareholder Services toll-free at (877) 974-6852.

### Purchases and Redemptions for Accounts Held through a Financial Intermediary

Contact your financial intermediary.

### Tax Information

The Fund intends to make distributions that may be taxed as ordinary income or capital gains. Such distributions are not currently taxable when shares are held through a tax-deferred arrangement, such as a 401(k) plan or an individual retirement account. However, subsequent withdrawals from any tax-deferred account in which the shares are held may be subject to federal income tax.

### Payments to Broker-Dealers and Other Financial Intermediaries

If you purchase the Fund through a broker-dealer or other financial intermediary (such as a bank), you may be required to pay a commission to your broker or financial intermediary depending on your arrangements with them. In addition, the Fund and its related companies may pay the financial intermediary for the sale of Fund shares and/or related services to shareholders. These payments may create a conflict of interest by influencing the broker-dealer or other financial intermediary and your salesperson to recommend the Fund over another investment. Ask your salesperson or visit your financial intermediary's website for more information.

## GOTHAM HEDGED CORE FUND

### Investment Objective

The Gotham Hedged Core Fund (the “Fund”) seeks long-term capital appreciation and to achieve positive returns during most annual periods in an efficient, risk-adjusted manner.

### Expenses and Fees

This table describes the fees and expenses that you may pay if you buy and hold shares of the Fund.

#### Shareholder Fees (fees paid directly from your investment):

	<b>Institutional Class</b>
Redemption Fee (as a percentage of amount redeemed within 30 days of purchase) . . . . .	1.00%

#### Annual Fund Operating Expenses (expenses that you pay each year as a percentage of the value of your investment):

Management Fees . . . . .	0.70%
Distribution and/or Service (Rule 12b-1) Fees . . . . .	None
Other Expenses . . . . .	4.21%
Dividend and Interest Expense on Securities Sold Short . . . . .	0.55%
Other Operating Expenses . . . . .	3.66%
<b>Total Annual Fund Operating Expenses<sup>1</sup></b> . . . . .	<b>4.91%</b>
Fee Waivers and/or Expense Reimbursements <sup>1</sup> . . . . .	(3.51)%
<b>Total Annual Fund Operating Expenses After Fee Waivers and/or Expense Reimbursements<sup>1</sup></b> . . . . .	<b>1.40%</b>

<sup>1</sup> Gotham Asset Management, LLC (“Gotham” or the “Adviser”) has contractually agreed to reduce its investment advisory fee and/or reimburse certain expenses of the Fund to the extent necessary to ensure that the Fund’s total operating expenses (exclusive of taxes, “Acquired Fund Fees and Expenses,” dividend and interest expense on securities sold short, interest, extraordinary items, and brokerage commissions), do not exceed 0.85% (on an annual basis) of average daily net assets of the Fund (the “Expense Limitation”). The Expense Limitation will remain in place until January 31, 2020, unless the Board of Trustees of FundVantage Trust (the “Trust”) approves its earlier termination. The Adviser is entitled to recover, subject to approval by the Board of Trustees, such amounts reduced or reimbursed for a period of up to three (3) years from the year in which the Adviser reduced its compensation and/or assumed expenses for the Fund. The Adviser is permitted to seek reimbursement from the Fund, subject to certain limitations, for fees it waived and Fund expenses it paid to the extent the total annual fund expenses do not exceed the limits described above or any lesser limits in effect at the time of reimbursement. No recoupment will occur unless the Fund’s expenses are below the Expense Limitation.

### Expense Example

This Example is intended to help you compare the cost of investing in the Fund with the cost of investing in other mutual funds. The Example assumes that you invest \$10,000 in the Fund’s Institutional Class shares for the time periods indicated and then redeem all of your shares at the end of those periods. The Example also assumes that your investment has a 5% return each year and that the Fund’s operating expenses remain the same. Although your actual costs may be higher or lower, based on these assumptions your costs would be:

	<u>1 Year</u>	<u>3 Years</u>	<u>5 Years</u>	<u>10 Years</u>
Institutional Class . . . . .	\$143	\$817	\$1,873	\$4,521

### Portfolio Turnover

The Fund pays transaction costs, such as commissions, when it buys and sells securities (or “turns over” its portfolio). A higher portfolio turnover rate may indicate higher transaction costs and may result in higher taxes when Fund shares are held in a taxable account. These costs, which are not reflected in annual fund operating expenses or in the example, affect the



Fund's performance. The Fund's portfolio turnover is only shown once the Fund has completed its first fiscal year of operations. During the most recent fiscal year, the Fund's portfolio turnover rate was 248.96% of the average value of its portfolio.

### Summary of Principal Investment Strategies

The Fund seeks to achieve its investment objective by investing under normal circumstances in long and short positions of equity securities, primarily U.S. common stocks. The Adviser intends that the Fund will have the economic exposure to the S&P 500® Index (the "Index") of approximately 50 – 70% of the Fund's net assets and additional exposure to a long/short portfolio (the "Long/Short Portfolio"), consisting of long and short positions, generally selected from the largest 500 to 700 U.S. companies by market capitalization.

The Long/Short Portfolio will consist of long positions in securities that the Adviser believes to be undervalued and short positions in securities that the Adviser believes to be overvalued, based on the Adviser's analysis of the issuer's financial reports and market valuation.

The Fund intends to target a net exposure, which is the value of the Fund's long positions minus its short positions, in the range of approximately 50 – 70%. The Adviser expects that the Fund's gross exposure, which is the value of the Fund's long positions plus its short positions, will be in the range of approximately 120 – 160%.

In determining which individual securities to purchase or short for the Long/Short Portfolio, the Adviser employs a systematic, bottom-up, valuation approach based on the Adviser's proprietary analytical framework to identify companies that appear to be undervalued or overvalued on both an absolute and relative basis. This approach consists of:

- Researching and analyzing each company in the Adviser's coverage universe according to a methodology that emphasizes fundamentals such as recurring earnings, cash flows, capital efficiency, capital structure, and valuation;
- Identifying and excluding companies that do not conform to the Adviser's valuation methodology or companies judged by the Adviser to have questionable financial reporting;
- Updating the analysis for earning releases, annual (Form 10-K) and quarterly (Form 10-Q) reports and other corporate filings; and
- Recording analysis in a centralized database enabling the Adviser to compare companies and identify longs and shorts based on the Adviser's assessment of value.

Generally the long portion of the Long/Short Portfolio is weighted towards those stocks that are priced at the largest discount to the Adviser's assessment of value. Similarly, the short portion of the Long/Short Portfolio is generally weighted towards those short positions selling at the largest premium to the Adviser's measures of value. The Long/Short Portfolio is also subject to the Adviser's risk controls, which include liquidity and diversification considerations. The Fund is rebalanced (generally daily) to maintain exposure levels, manage risk and reposition the portfolio to reflect earnings releases and other new information related to particular companies. Because the Fund generally rebalances its long and short positions within the Long/Short Portfolio on a daily basis, the Fund may experience a high portfolio turnover rate.

The Fund may invest in ETFs, including to manage capital flows. The Fund may also lend portfolio securities to brokers, dealers and other financial organizations meeting capital and other credit requirements or other criteria established by the Fund's Board of Trustees. Loans of portfolio securities will be collateralized by liquid securities and cash. The Fund may invest cash collateral received in securities consistent with its principal investment strategy. The Fund's investment of the proceeds of short sales creates leverage in the Fund which may amplify changes in the Fund's net asset value.

### Summary of Principal Risks

The Fund is subject to the principal risks summarized below. These risks could adversely affect the Fund's net asset value ("NAV"), yield and total return. It is possible to lose money by investing in the Fund.

- **Common Stock Risk:** The Fund invests in common stocks. Common stock represents an equity (ownership) interest in a company or other entity. Common stocks are subject to greater fluctuations in market value than certain other asset classes as a result of such factors as a company's business performance, investor perceptions, stock market trends and general economic conditions. The rights of common stockholders are subordinate to all other claims on a company's assets, including debt holders and preferred stockholders. Common stocks risk the loss of all or a substantial portion of the investment.
- **Market Risk:** The Fund is subject to market risk — the risk that securities markets and individual securities will increase or decrease in value. Market risk applies to every market and every security. Security prices may fluctuate widely

over short or extended periods in response to market or economic news and conditions, and securities markets also tend to move in cycles. If there is a general decline in the securities markets, it is possible your investment may lose value regardless of the individual results of the companies in which the Fund invests. The magnitude of up and down price or market fluctuations over time is sometimes referred to as “volatility,” and it can be significant. In addition, different asset classes and geographic markets may experience periods of significant correlation with each other. As a result of this correlation, the securities and markets in which the Fund invests may experience volatility due to market, economic, political or social events and conditions that may not readily appear to directly relate to such securities, the securities’ issuer or the markets in which they trade.

- **Value Style Risk:** The Adviser intends to buy securities, on behalf of the Fund, that it believes are undervalued and short securities it believes are overvalued. Investing in “value” stocks presents the risk that the stocks may never reach what the Adviser believes are their full market values, either because the market fails to recognize what the Adviser considers to be the companies’ true business values or because the Adviser misjudges those values. In addition, value stocks may fall out of favor with investors and underperform growth stocks during given periods. Conversely, the Fund will short securities the Adviser believes are overvalued. This presents the risk that a stock’s value may not decrease to what the Adviser believes is its true market values because the market fails to recognize what the Adviser considers to be the company’s value, because the Adviser misjudges those values or because the Adviser is required to purchase the security before its investment thesis could be realized.
- **Short Sale Risk:** Short selling a security involves selling a borrowed security with the expectation that the value of that security will decline so that the security may be purchased at a lower price when returning the borrowed security. The risk for loss on short selling is greater than the original value of the securities sold short because the price of the borrowed security may rise, thereby increasing the price at which the security must be purchased. Any such loss is increased by the amount of premium or interest the Fund must pay to the lender of the security. Likewise, any gain will be decreased by the amount of premium or interest the Fund must pay to the lender of the security. Although the Fund’s gain is limited to the price at which it sold the security short, its potential loss is limited only by the maximum attainable price of the security, less the price at which the security was sold and may, theoretically, be unlimited. Government actions also may affect the Fund’s ability to engage in short selling. In addition, the Fund may be subject to expenses related to short sales that are not typically associated with investing in securities directly, such as costs of borrowing and margin account maintenance costs associated with the Fund’s open short positions. These types of short sales expenses (sometimes referred to as the “negative cost of carry”) negatively impact the performance of the Fund since these expenses tend to cause the Fund to lose money on a short sale even in instances where the price of the underlying security sold short does not change over the duration of the short sale. The Fund may not be able to borrow a security that it needs to deliver or it may not be able to close out a short position at an acceptable price and may have to sell long positions earlier than it had expected.
- **Leverage:** The Fund will utilize leverage in its investment program, including through its investment of short sale proceeds. Investing of short sale proceeds increases leverage because the Fund uses the proceeds to purchase additional securities consistent with the Fund’s investment program. The use of leverage allows the Fund to make additional investments, thereby increasing its exposure to assets, such that its total assets may be greater than its capital. However, leverage also magnifies the volatility of changes in the value of the Fund’s portfolio. The effect of the use of leverage by the Fund in a market that moves adversely to its investments could result in substantial losses to the Fund, which would be greater than if the Fund were not leveraged. Because a short position loses value as the security’s price increases, the loss on a short sale is theoretically unlimited.

The short sale proceeds utilized by the Fund to leverage investments are collateralized by all or a portion of the Fund’s portfolio. Accordingly, the Fund may pledge securities in order to effect short sales, utilize short sale proceeds or otherwise obtain leverage for investment or other purposes. Should the securities pledged to brokers to secure the Fund’s margin accounts decline in value, the Fund could be subject to a “margin call”, pursuant to which the Fund must either deposit additional funds or securities with the broker or suffer mandatory liquidation of all or a portion of the pledged securities to compensate for the decline in value. The banks and dealers that provide leverage to the Fund have discretion to change the Fund’s margin requirements at any time. Changes by counterparties in the foregoing may result in large margin calls, loss of leverage and forced liquidations of positions at disadvantageous prices. There can be no assurance that the Fund will be able to secure or maintain adequate leverage to pursue its investment strategy. The utilization of short sale proceeds for leverage will cause the Fund to be subject to higher transaction fees and other costs.

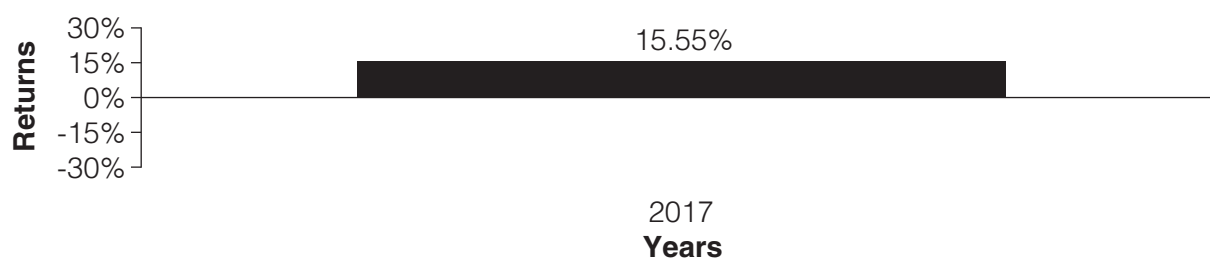
- **Manager Risk:** If the Adviser makes poor investment decisions, it will negatively affect the Fund’s investment performance.

- **Database Errors:** The investment strategy used by the Adviser relies on proprietary databases and third-party data sources. Data entries made by the Adviser's team of financial analysts or third-parties may contain errors, as may the database system used to store such data. Any errors in the underlying data sources, data entry or database may result in the Fund acquiring or selling investments based on incorrect information. When data proves to be incorrect, misleading, flawed or incomplete, any decisions made in reliance thereon expose the Fund to potential risks. For example, by relying on such data the Adviser may be induced to buy or sell certain investments it would not have if the data was correct. As a result, the Fund could incur losses or miss out on gains on such investments before the errors are identified and corrected.
- **Systems Risk:** The Fund depends on the Adviser to develop and implement appropriate systems for its activities. The Adviser relies extensively on computer programs and systems to implement and monitor the Fund's investment strategy. The development, implementation and maintenance of these systems is complex and involves substantial research and modeling (which is then generally translated into computer code and manual and automated processes) and the retrieval, filtering, processing, translation and analysis of large amounts of financial and other corporate data. As a result, there is a risk of human or technological errors affecting the portfolio construction process and order origination, including errors in programming (e.g., "bugs" and classic coding errors), modeling, design, translational errors and compatibility issues with data sets and among systems. Similarly, with regard to trading and other systems or equipment that the Adviser utilizes, any or all of the following events may occur: (i) failures or interruptions in access to or the operations of such systems or equipment; (ii) loss of functionality; (iii) corruption; (iv) compromises in security; (v) loss of power; and (vi) other situations that adversely affect such systems or equipment. There can be no guarantee that such defects or issues will be identified in time to avoid a material adverse effect on the Fund. For example, such failures could cause the Adviser to be induced to buy or sell certain investments it would not have if the failure had not occurred.
- **Cybersecurity Risk:** As part of its business, the Adviser processes, stores and transmits large amounts of electronic information, including information relating to the transactions of the Fund. The Adviser and Fund are therefore susceptible to cybersecurity risk. Cybersecurity failures or breaches of the Fund or its service providers have the ability to cause disruptions and impact business operations, potentially resulting in financial losses, the inability of Fund shareholders to transact business, violations of applicable privacy and other laws, regulatory fines, penalties and/or reputational damage. The Fund and its shareholders could be negatively impacted as a result.
- **High Portfolio Turnover Risk:** The Fund may sell its securities, regardless of the length of time that they have been held, if the Adviser determines that it would be in the Fund's best interest to do so. It is anticipated that the Fund will frequently adjust the size of its long and short positions. These transactions will increase the Fund's "portfolio turnover" and the Fund may experience a high portfolio turnover rate (over 100%). High turnover rates generally result in higher brokerage costs, may have adverse tax consequences and therefore may reduce the Fund's returns. Frequent purchases and sales of portfolio securities may result in higher Fund expenses and may result in more significant distributions of short-term capital gains to investors, which are taxed as ordinary income.
- **Securities Lending Risk:** The Fund may make secured loans of its portfolio securities in an amount not exceeding 33⅓% of the value of the Fund's total assets. The risks in lending portfolio securities, as with other extensions of credit, consist of possible delay in recovery of the securities and possible loss of rights in the collateral should the borrower fail financially, including possible impairment of the Fund's ability to vote the securities on loan. If a loan is collateralized by cash, the Fund typically invests the cash collateral for its own account and may pay a fee to the borrower that normally represents a portion of the Fund's earnings on the collateral. Because the Fund may invest collateral in any investments in accordance with its investment objective, the Fund's securities lending transactions will result in investment leverage. The Fund bears the risk that the value of investments made with collateral may decline.
- **ETF Risk:** An investment in an exchange-traded fund is an investment in another investment company and therefore, the Fund's shareholders will indirectly bear its proportionate share of any fees and expenses of the ETFs in which the Fund invest in addition to the Fund's own fees and expenses. As a result, the cost of investing will be higher than the cost of investing directly in the ETFs and may be higher than mutual funds that invest directly in stocks and bonds. ETFs are also subject to the following risks: (i) the market price of an ETF's shares may trade above or below net asset value; (ii) there may be an inactive trading market for an ETF; (iii) trading of an ETF's shares may be halted, delisted, or suspended on the listing exchange; and (iv) the ETF may fail to achieve close correlation with the index that it tracks.
- **Volatility Risk:** The Fund's investments may increase or decrease in value over a short period of time. This may cause the Fund's net asset value per share to experience significant increases or declines in value over short periods of time. All investments are subject to the risk of loss.

- **Tax Legislation Risk:** On December 22, 2017, new tax legislation was enacted which includes changes to tax rates, restrictions on miscellaneous itemized deductions, changes to the dividends received deduction, restrictions on the deductibility of interest, and changes to the taxation of the international operations of domestic businesses. Certain changes have sunset provisions, which are important to note. Because the tax legislation is newly enacted and Treasury Regulations related to the legislation have not been drafted, there is uncertainty in how the newly enacted tax legislation will affect the Fund's investments, as such impact may be adverse. Shareholders are urged and advised to consult their own tax advisor with respect to the impact of this legislation.

## Performance Information

The bar chart and table shown below provide some indication of the risks of investing in the Fund by showing the Fund's performance for the past calendar year and by showing how the Fund's average annual returns for one year and since inception periods compared with those of the S&P 500® Total Return Index and the HFRX Equity Hedge Index, each a broad measure of market performance. Performance reflects contractual fee waivers in effect. If fee waivers were not in place, performance would be reduced. The Fund's past performance (before and after taxes) is not necessarily an indication of how the Fund will perform in the future. Updated performance information is available by calling the Fund toll-free at (877) 974-6852.



During the periods shown in the chart:

<u>Best Quarter</u>	<u>Worst Quarter</u>
6.48%	0.46%
December 31, 2017	June 30, 2017

### Gotham Hedged Core Fund Class I Shares

<u>Average Annual Total Returns for the periods ended December 31, 2017</u>	<u>1 Year</u>	<u>Since Inception (September 30, 2016)</u>
Class I Shares Return Before Taxes . . . . .	15.55%	16.25%
Return After Taxes on Distributions <sup>1</sup> . . . . .	14.78%	15.63%
Return After Taxes on Distributions and Sale of Shares <sup>1</sup> . . . . .	8.80%	12.15%
HFRX Equity Hedge Index (reflects no deduction for fees, expenses or taxes) <sup>2</sup> . . . . .	9.98%	8.59%
S&P 500® Total Return Index (reflects no deductions for fees, expenses or taxes) <sup>3</sup> . . . . .	21.83%	20.68%

<sup>1</sup> After-tax returns are calculated using the historical highest individual federal marginal income tax rates and do not reflect the impact of state and local taxes. Actual after-tax returns depend on your tax situation and may differ from those shown and are not relevant if you hold your shares through tax-deferred arrangements, such as 401(k) plans or individual retirement accounts.

<sup>2</sup> The HFRX Equity Hedge Index is engineered to achieve representative performance of a larger universe of funds employing Equity Hedge Strategies. Equity Hedge Strategies maintain positions both long and short in primarily equity and equity derivative securities. A wide variety of investment processes can be employed to arrive at an investment decision, including both quantitative and fundamental techniques; strategies can be broadly diversified or narrowly focused on specific sectors and can range broadly in terms of levels of net exposure, leverage employed, holding period, concentrations of market capitalizations and valuation ranges of typical portfolios. Equity Hedge managers would typically maintain at least 50%, and may in some cases be substantially invested in equities, both long and short.

<sup>3</sup> The S&P 500® Total Return Index is a widely recognized unmanaged index of 500 common stocks, which are generally representative of the U.S. stock market as a whole. The returns provided for the S&P 500® Total Return Index include the reinvestment of dividends.

## Management of the Fund

### Investment Adviser

Gotham Asset Management, LLC

### Portfolio Managers

- **Joel Greenblatt** is a Managing Principal and Co-Chief Investment Officer of Gotham and has been a Portfolio Manager to the Fund since its inception in 2016.
- **Robert Goldstein** is a Managing Principal and Co-Chief Investment Officer of Gotham and has been a Portfolio Manager to the Fund since its inception in 2016.

### Purchase and Sale of Fund Shares

Shares of the Fund may be purchased and sold (redeemed) on any business day when the New York Stock Exchange is open for regular trading. Such purchases and redemptions can be made through a broker-dealer or other financial intermediary or directly with the Fund by sending a completed application to the addresses below. **For applications and more information please call Shareholder Services toll-free at (877) 974-6852 (“Shareholder Services”).**

#### Regular Mail:

Gotham Funds  
FundVantage Trust  
c/o BNY Mellon Investment Servicing  
P.O. Box 9829  
Providence, RI 02940-8029

#### Overnight Mail:

Gotham Funds  
FundVantage Trust  
c/o BNY Mellon Investment Servicing  
4400 Computer Drive  
Westborough, MA 01581-1722

### Purchase by Wire for Accounts Held Directly with the Fund

Please contact Shareholder Services toll-free at (877) 974-6852 for current wire instructions.

### Minimum Investment Requirements

The minimum initial investment for shares is \$250,000 and the minimum for each subsequent investment is \$5,000.

### Redemption by Telephone for Accounts Held Directly with the Fund

Please call Shareholder Services toll-free at (877) 974-6852.

### Purchases and Redemptions for Accounts Held through a Financial Intermediary

Contact your financial intermediary.

### Tax Information

The Fund intends to make distributions that may be taxed as ordinary income or capital gains. Such distributions are not currently taxable when shares are held through a tax-deferred arrangement, such as a 401(k) plan or an individual retirement account. However, subsequent withdrawals from any tax-deferred account in which the shares are held may be subject to federal income tax.

### Payments to Broker-Dealers and Other Financial Intermediaries

If you purchase the Fund through a broker-dealer or other financial intermediary (such as a bank), you may be required to pay a commission to your broker or financial intermediary depending on your arrangements with them. In addition, the Fund and its related companies may pay the financial intermediary for the sale of Fund shares and/or related services to shareholders. These payments may create a conflict of interest by influencing the broker-dealer or other financial intermediary and your salesperson to recommend the Fund over another investment. Ask your salesperson or visit your financial intermediary's website for more information.

## GOTHAM DEFENSIVE LONG FUND

### Investment Objective

The Gotham Defensive Long Fund (the “Fund”) seeks long-term capital appreciation.

### Expenses and Fees

This table describes the fees and expenses that you may pay if you buy and hold shares of the Fund.

#### Shareholder Fees (fees paid directly from your investment):

	Institutional Class
Redemption Fee (as a percentage of amount redeemed within 30 days of purchase) . . . . .	1.00%

#### Annual Fund Operating Expenses (expenses that you pay each year as a percentage of the value of your investment):

Management Fees . . . . .	2.00%
Distribution and/or Service (Rule 12b-1) Fees . . . . .	None
Other Expenses . . . . .	6.27%
Dividend and Interest Expense on Securities Sold Short . . . . .	1.47%
Other Operating Expenses . . . . .	4.80%
<b>Total Annual Fund Operating Expenses<sup>1</sup></b> . . . . .	<b>8.27%</b>
Fee Waivers and/or Expense Reimbursements <sup>1</sup> . . . . .	(4.65)%
<b>Total Annual Fund Operating Expenses After Fee Waivers and/or Expense Reimbursements<sup>1</sup></b> . . . . .	<b>3.62%</b>

<sup>1</sup> Gotham Asset Management, LLC (“Gotham” or the “Adviser”) has contractually agreed to reduce its investment advisory fee and/or reimburse certain expenses of the Fund to the extent necessary to ensure that the Fund’s total operating expenses (exclusive of taxes, “Acquired Fund Fees and Expenses,” dividend and interest expense on securities sold short, interest, extraordinary items, and brokerage commissions), do not exceed 2.15% (on an annual basis) of average daily net assets of the Fund (the “Expense Limitation”). The Expense Limitation will remain in place until January 31, 2020, unless the Board of Trustees of FundVantage Trust (the “Trust”) approves its earlier termination. The Adviser is entitled to recover, subject to approval by the Board of Trustees, such amounts reduced or reimbursed for a period of up to three (3) years from the year in which the Adviser reduced its compensation and/or assumed expenses for the Fund. The Adviser is permitted to seek reimbursement from the Fund, subject to certain limitations, for fees it waived and Fund expenses it paid to the extent the total annual fund expenses do not exceed the limits described above or any lesser limits in effect at the time of reimbursement. No recoupment will occur unless the Fund’s expenses are below the Expense Limitation.

### Expense Example

This Example is intended to help you compare the cost of investing in the Fund with the cost of investing in other mutual funds. The Example assumes that you invest \$10,000 in the Fund’s Institutional Class shares for the time periods indicated and then redeem all of your shares at the end of those periods. The Example also assumes that your investment has a 5% return each year and that the Fund’s operating expenses remain the same. Although your actual costs may be higher or lower, based on these assumptions your costs would be:

	<u>1 Year</u>	<u>3 Years</u>	<u>5 Years</u>	<u>10 Years</u>
Institutional Class . . . . .	\$364	\$1,570	\$3,161	\$6,705

### Portfolio Turnover

The Fund pays transaction costs, such as commissions, when it buys and sells securities (or “turns over” its portfolio). A higher portfolio turnover rate may indicate higher transaction costs and may result in higher taxes when Fund shares are held in a taxable account. These costs, which are not reflected in annual fund operating expenses or in the example, affect the Fund’s performance. During the most recent fiscal year, the Fund’s portfolio turnover rate was 262.95% of the average value of its portfolio.

## Summary of Principal Investment Strategies

The Fund seeks to achieve its investment objective by investing under normal circumstances in long and short positions of equity securities, primarily U.S. common stocks. The Fund will generally take long positions in securities that the Adviser believes to be undervalued and short positions in securities that the Adviser believes to be overvalued, based on the Adviser's analysis of the issuer's financial reports and market valuation. It is anticipated that the Fund will hold several hundred long positions and a similar number of short positions.

The Adviser seeks to capitalize on pricing inefficiencies in the market by employing a systematic, bottom-up, valuation approach based on the Adviser's proprietary analytical framework to identify companies that appear to be undervalued or overvalued on both an absolute and relative basis. This approach consists of:

- Researching and analyzing each company in the Adviser's coverage universe according to a methodology that emphasizes fundamentals such as recurring earnings, cash flows, capital efficiency, capital structure, and valuation;
- Identifying and excluding companies that do not conform to the Adviser's valuation methodology or companies judged by the Adviser to have questionable financial reporting;
- Updating the analysis for earning releases, annual (Form 10-K) and quarterly (Form 10-Q) reports and other corporate filings; and
- Recording analysis in a centralized database enabling the Adviser to compare companies and identify longs and shorts based on the Adviser's assessment of value.

The long portion of the portfolio is generally weighted more heavily towards those stocks that are priced at a larger discount to the Adviser's assessment of value and the short portion is generally weighted more heavily towards those positions selling at the largest premium to the Adviser's measures of value, subject to pre-specified risk and diversification constraints. In constructing the portfolio the Adviser pursues a defensive investment style, meaning it seeks to mitigate downside risk in declining markets.

The Fund will be rebalanced (generally daily) to maintain exposure levels, manage risk and reposition the portfolio to reflect earnings releases and other new information related to particular companies. Because the Fund generally rebalances its long and short positions on a daily basis, the Fund may experience a high portfolio turnover rate.

The Adviser seeks to maintain the Fund's net exposure, which is the value of the Fund's long positions minus its short positions, in the range of approximately 70 – 100%. The Adviser expects that the Fund's gross exposure, which is the value of the Fund's long positions plus its short positions, will not exceed 275%. The Fund may invest in companies of any size.

The Fund may also lend portfolio securities to brokers, dealers and other financial organizations meeting capital and other credit requirements or other criteria established by the Fund's Board of Trustees. Loans of portfolio securities will be collateralized by liquid securities and cash. The Fund may invest cash collateral received in securities consistent with its principal investment strategy. The Fund's investment of the proceeds of short sales creates leverage in the Fund which may amplify changes in the Fund's net asset value.

## Summary of Principal Risks

The Fund is subject to the principal risks summarized below. These risks could adversely affect the Fund's net asset value ("NAV"), yield and total return. It is possible to lose money by investing in the Fund.

- **Common Stock Risk:** The Fund invests in common stocks. Common stock represents an equity (ownership) interest in a company or other entity. Common stocks are subject to greater fluctuations in market value than certain other asset classes as a result of such factors as a company's business performance, investor perceptions, stock market trends and general economic conditions. The rights of common stockholders are subordinate to all other claims on a company's assets, including debt holders and preferred stockholders. Common stocks risk the loss of all or a substantial portion of the investment.
- **Market Risk:** The Fund is subject to market risk — the risk that securities markets and individual securities will increase or decrease in value. Market risk applies to every market and every security. Security prices may fluctuate widely over short or extended periods in response to market or economic news and conditions, and securities markets also tend to move in cycles. If there is a general decline in the securities markets, it is possible your investment may lose value regardless of the individual results of the companies in which the Fund invests. The magnitude of up and down price or market fluctuations over time is sometimes referred to as "volatility," and it can be significant. In addition,

different asset classes and geographic markets may experience periods of significant correlation with each other. As a result of this correlation, the securities and markets in which the Fund invests may experience volatility due to market, economic, political or social events and conditions that may not readily appear to directly relate to such securities, the securities' issuer or the markets in which they trade.

- **Value Style Risk:** The Adviser intends to buy securities, on behalf of the Fund, that it believes are undervalued and short securities it believes are overvalued. Investing in "value" stocks presents the risk that the stocks may never reach what the Adviser believes are their full market values, either because the market fails to recognize what the Adviser considers to be the companies' true business values or because the Adviser misjudges those values. In addition, value stocks may fall out of favor with investors and underperform growth stocks during given periods. Conversely, the Fund will short securities the Adviser believes are overvalued. This presents the risk that a stock's value may not decrease to what the Adviser believes is its true market values because the market fails to recognize what the Adviser considers to be the company's value, because the Adviser misjudges those values or because the Adviser is required to purchase the security before its investment thesis could be realized.
- **Short Sale Risk:** Short selling a security involves selling a borrowed security with the expectation that the value of that security will decline so that the security may be purchased at a lower price when returning the borrowed security. The risk for loss on short selling is greater than the original value of the securities sold short because the price of the borrowed security may rise, thereby increasing the price at which the security must be purchased. Any such loss is increased by the amount of premium or interest the Fund must pay to the lender of the security. Likewise, any gain will be decreased by the amount of premium or interest the Fund must pay to the lender of the security. Although the Fund's gain is limited to the price at which it sold the security short, its potential loss is limited only by the maximum attainable price of the security, less the price at which the security was sold and may, theoretically, be unlimited. Government actions also may affect the Fund's ability to engage in short selling. In addition, the Fund may be subject to expenses related to short sales that are not typically associated with investing in securities directly, such as costs of borrowing and margin account maintenance costs associated with the Fund's open short positions. These types of short sales expenses (sometimes referred to as the "negative cost of carry") negatively impact the performance of the Fund since these expenses tend to cause the Fund to lose money on a short sale even in instances where the price of the underlying security sold short does not change over the duration of the short sale. The Fund may not be able to borrow a security that it needs to deliver or it may not be able to close out a short position at an acceptable price and may have to sell long positions earlier than it had expected.
- **Leverage:** The Fund will utilize leverage in its investment program, including through its investment of short sale proceeds. Investing of short sale proceeds increases leverage because the Fund uses the proceeds to purchase additional securities consistent with the Fund's investment program. The use of leverage allows the Fund to make additional investments, thereby increasing its exposure to assets, such that its total assets may be greater than its capital. However, leverage also magnifies the volatility of changes in the value of the Fund's portfolio. The effect of the use of leverage by the Fund in a market that moves adversely to its investments could result in substantial losses to the Fund, which would be greater than if the Fund were not leveraged. Because a short position loses value as the security's price increases, the loss on a short sale is theoretically unlimited.

The short sale proceeds utilized by the Fund to leverage investments are collateralized by all or a portion of the Fund's portfolio. Accordingly, the Fund may pledge securities in order to effect short sales, utilize short sale proceeds or otherwise obtain leverage for investment or other purposes. Should the securities pledged to brokers to secure the Fund's margin accounts decline in value, the Fund could be subject to a "margin call", pursuant to which the Fund must either deposit additional funds or securities with the broker or suffer mandatory liquidation of all or a portion of the pledged securities to compensate for the decline in value. The banks and dealers that provide leverage to the Fund have discretion to change the Fund's margin requirements at any time. Changes by counterparties in the foregoing may result in large margin calls, loss of leverage and forced liquidations of positions at disadvantageous prices. There can be no assurance that the Fund will be able to secure or maintain adequate leverage to pursue its investment strategy. The utilization of short sale proceeds for leverage will cause the Fund to be subject to higher transaction fees and other costs.

- **Manager Risk:** If the Adviser makes poor investment decisions, it will negatively affect the Fund's investment performance.
- **Database Errors:** The investment strategy used by the Adviser relies on proprietary databases and third-party data sources. Data entries made by the Adviser's team of financial analysts or third-parties may contain errors, as may the database system used to store such data. Any errors in the underlying data sources, data entry or database may



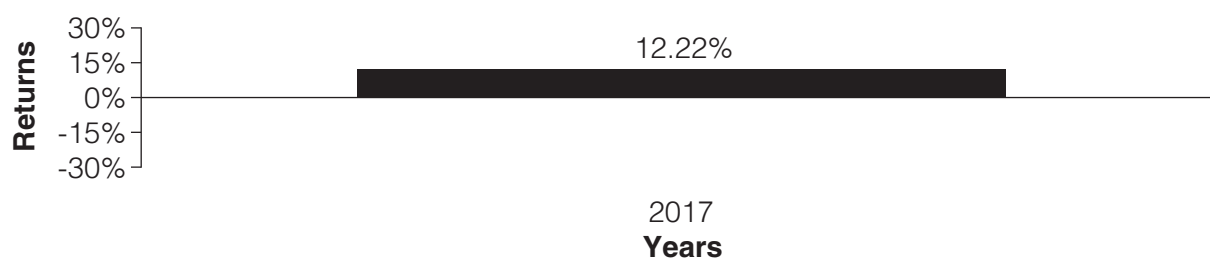
result in the Fund acquiring or selling investments based on incorrect information. When data proves to be incorrect, misleading, flawed or incomplete, any decisions made in reliance thereon expose the Fund to potential risks. For example, by relying on such data the Adviser may be induced to buy or sell certain investments it would not have if the data was correct. As a result, the Fund could incur losses or miss out on gains on such investments before the errors are identified and corrected.

- **Systems Risk:** The Fund depends on the Adviser to develop and implement appropriate systems for its activities. The Adviser relies extensively on computer programs and systems to implement and monitor the Fund's investment strategy. The development, implementation and maintenance of these systems is complex and involves substantial research and modeling (which is then generally translated into computer code and manual and automated processes) and the retrieval, filtering, processing, translation and analysis of large amounts of financial and other corporate data. As a result, there is a risk of human or technological errors affecting the portfolio construction process and order origination, including errors in programming (e.g., "bugs" and classic coding errors), modeling, design, translational errors and compatibility issues with data sets and among systems. Similarly, with regard to trading and other systems or equipment that the Adviser utilizes, any or all of the following events may occur: (i) failures or interruptions in access to or the operations of such systems or equipment; (ii) loss of functionality; (iii) corruption; (iv) compromises in security; (v) loss of power; and (vi) other situations that adversely affect such systems or equipment. There can be no guarantee that such defects or issues will be identified in time to avoid a material adverse effect on the Fund. For example, such failures could cause the Adviser to be induced to buy or sell certain investments it would not have if the failure had not occurred.
- **Cybersecurity Risk:** As part of its business, the Adviser processes, stores and transmits large amounts of electronic information, including information relating to the transactions of the Fund. The Adviser and Fund are therefore susceptible to cybersecurity risk. Cybersecurity failures or breaches of the Fund or its service providers have the ability to cause disruptions and impact business operations, potentially resulting in financial losses, the inability of Fund shareholders to transact business, violations of applicable privacy and other laws, regulatory fines, penalties and/or reputational damage. The Fund and its shareholders could be negatively impacted as a result.
- **High Portfolio Turnover Risk:** The Fund may sell its securities, regardless of the length of time that they have been held, if the Adviser determines that it would be in the Fund's best interest to do so. It is anticipated that the Fund will frequently adjust the size of its long and short positions. These transactions will increase the Fund's "portfolio turnover" and the Fund may experience a high portfolio turnover rate (over 100%). High turnover rates generally result in higher brokerage costs, may have adverse tax consequences and therefore may reduce the Fund's returns. Frequent purchases and sales of portfolio securities may result in higher Fund expenses and may result in more significant distributions of short-term capital gains to investors, which are taxed as ordinary income.
- **Small and Mid-Cap Securities Risk:** The Fund will invest in large, mid and small cap companies. Investments in small and mid-cap companies may be riskier than investments in larger, more established companies. The securities of smaller companies may trade less frequently and in smaller volumes, and as a result, may be less liquid than securities of larger companies. In addition, smaller companies may be more vulnerable to economic, market and industry changes. As a result, share price changes may be more sudden or erratic than the prices of other equity securities, especially over the short-term. Because smaller companies may have limited product lines, markets or financial resources or may depend on a few key employees, they may be more susceptible to particular economic events or competitive factors than large capitalization companies.
- **Securities Lending Risk:** The Fund may make secured loans of its portfolio securities in an amount not exceeding 33% of the value of the Fund's total assets. The risks in lending portfolio securities, as with other extensions of credit, consist of possible delay in recovery of the securities and possible loss of rights in the collateral should the borrower fail financially, including possible impairment of the Fund's ability to vote the securities on loan. If a loan is collateralized by cash, the Fund typically invests the cash collateral for its own account and may pay a fee to the borrower that normally represents a portion of the Fund's earnings on the collateral. Because the Fund may invest collateral in any investments in accordance with its investment objective, the Fund's securities lending transactions will result in investment leverage. The Fund bears the risk that the value of investments made with collateral may decline.
- **Volatility Risk:** The Fund's investments may increase or decrease in value over a short period of time. This may cause the Fund's net asset value per share to experience significant increases or declines in value over short periods of time. All investments are subject to the risk of loss.

- **Tax Legislation Risk:** On December 22, 2017, new tax legislation was enacted which includes changes to tax rates, restrictions on miscellaneous itemized deductions, changes to the dividends received deduction, restrictions on the deductibility of interest, and changes to the taxation of the international operations of domestic businesses. Certain changes have sunset provisions, which are important to note. Because the tax legislation is newly enacted and Treasury Regulations related to the legislation have not been drafted, there is uncertainty in how the newly enacted tax legislation will affect the Fund's investments, as such impact may be adverse. Shareholders are urged and advised to consult their own tax advisor with respect to the impact of this legislation.

## Performance Information

The bar chart and table shown below provide some indication of the risks of investing in the Fund by showing the Fund's performance for the past calendar year and by showing how the Fund's average annual returns for one year and since inception periods compared with those of the S&P 500® Total Return Index, a broad measure of market performance. Performance reflects contractual fee waivers in effect. If fee waivers were not in place, performance would be reduced. The Fund's past performance (before and after taxes) is not necessarily an indication of how the Fund will perform in the future. Updated performance information is available by calling the Fund toll-free at (877) 974-6852.



During the periods shown in the chart:

<u>Best Quarter</u>	<u>Worst Quarter</u>
7.58%	(1.30)%
December 31, 2017	June 30, 2017

### Gotham Defensive Long Fund Class I Shares

<u>Average Annual Total Returns for the periods ended December 31, 2017</u>	<u>1 Year</u>	<u>Since Inception (September 30, 2016)</u>
Class I Shares Return Before Taxes . . . . .	12.22%	13.31%
Return After Taxes on Distributions <sup>1</sup> . . . . .	11.55%	12.77%
Return After Taxes on Distributions and Sale of Shares <sup>1</sup> . . . . .	7.25%	10.08%
S&P 500® Total Return Index (reflects no deductions for fees, expenses or taxes) <sup>2</sup> . . . . .	21.83%	20.68%

<sup>1</sup> After-tax returns are calculated using the historical highest individual federal marginal income tax rates and do not reflect the impact of state and local taxes. Actual after-tax returns depend on your tax situation and may differ from those shown and are not relevant if you hold your shares through tax-deferred arrangements, such as 401(k) plans or individual retirement accounts.

<sup>2</sup> The S&P 500® Total Return Index is a widely recognized unmanaged index of 500 common stocks, which are generally representative of the U.S. stock market as a whole. The returns provided for the S&P 500® Total Return Index include the reinvestment of dividends.

## Management of the Fund

### Investment Adviser

Gotham Asset Management, LLC

### Portfolio Managers

- **Joel Greenblatt** is a Managing Principal and Co-Chief Investment Officer of Gotham and has been a Portfolio Manager to the Fund since its inception in 2016.

- **Robert Goldstein** is a Managing Principal and Co-Chief Investment Officer of Gotham and has been a Portfolio Manager to the Fund since its inception in 2016.

### **Purchase and Sale of Fund Shares**

Shares of the Fund may be purchased and sold (redeemed) on any business day when the New York Stock Exchange is open for regular trading. Such purchases and redemptions can be made through a broker-dealer or other financial intermediary or directly with the Fund by sending a completed application to the addresses below. **For applications and more please call Shareholder Services toll-free at (877) 974-6852 (“Shareholder Services”).**

#### **Regular Mail:**

Gotham Funds  
FundVantage Trust  
c/o BNY Mellon Investment Servicing  
P.O. Box 9829  
Providence, RI 02940-8029

#### **Overnight Mail:**

Gotham Funds  
FundVantage Trust  
c/o BNY Mellon Investment Servicing  
4400 Computer Drive  
Westborough, MA 01581-1722

### **Purchase by Wire for Accounts Held Directly with the Fund**

Please contact Shareholder Services toll-free at (877) 974-6852 for current wire instructions.

### **Minimum Investment Requirements**

The minimum initial investment for shares is \$250,000 and the minimum for each subsequent investment is \$5,000.

### **Redemption by Telephone for Accounts Held Directly with the Fund**

Please call Shareholder Services toll-free at (877) 974-6852.

### **Purchases and Redemptions for Accounts Held through a Financial Intermediary**

Contact your financial intermediary.

### **Tax Information**

The Fund intends to make distributions that may be taxed as ordinary income or capital gains. Such distributions are not currently taxable when shares are held through a tax-deferred arrangement, such as a 401(k) plan or an individual retirement account. However, subsequent withdrawals from any tax-deferred account in which the shares are held may be subject to federal income tax.

### **Payments to Broker-Dealers and Other Financial Intermediaries**

If you purchase the Fund through a broker-dealer or other financial intermediary (such as a bank), you may be required to pay a commission to your broker or financial intermediary depending on your arrangements with them. In addition, the Fund and its related companies may pay the financial intermediary for the sale of Fund shares and/or related services to shareholders. These payments may create a conflict of interest by influencing the broker-dealer or other financial intermediary and your salesperson to recommend the Fund over another investment. Ask your salesperson or visit your financial intermediary's website for more information.

## GOTHAM DEFENSIVE LONG 500 FUND

### Investment Objective

The Gotham Defensive Long 500 Fund (the "Fund") seeks long-term capital appreciation.

### Expenses and Fees

This table describes the fees and expenses that you may pay if you buy and hold shares of the Fund.

#### Shareholder Fees (fees paid directly from your investment):

	Institutional Class
Redemption Fee (as a percentage of amount redeemed within 30 days of purchase) . . . . .	1.00%

#### Annual Fund Operating Expenses (expenses that you pay each year as a percentage of the value of your investment):

Management Fees . . . . .	1.35%
Distribution and/or Service (Rule 12b-1) Fees . . . . .	None
Other Expenses . . . . .	3.66%
Dividend and Interest Expense on Securities Sold Short . . . . .	2.30%
Other Operating Expenses . . . . .	1.36%
<b>Total Annual Fund Operating Expenses<sup>1</sup></b> . . . . .	<b>5.01%</b>
Fee Waivers and/or Expense Reimbursements <sup>1</sup> . . . . .	(1.21)%
<b>Total Annual Fund Operating Expenses After Fee Waivers and/or Expense Reimbursements<sup>1</sup></b> . . . . .	<b>3.80%</b>

<sup>1</sup> Gotham Asset Management, LLC ("Gotham" or the "Adviser") has contractually agreed to reduce its investment advisory fee and/or reimburse certain expenses of the Fund to the extent necessary to ensure that the Fund's total operating expenses (exclusive of taxes, "Acquired Fund Fees and Expenses," dividend and interest expense on securities sold short, interest, extraordinary items, and brokerage commissions), do not exceed 1.50% (on an annual basis) of average daily net assets of the Fund (the "Expense Limitation"). The Expense Limitation will remain in place until January 31, 2020, unless the Board of Trustees of FundVantage Trust (the "Trust") approves its earlier termination. The Adviser is entitled to recover, subject to approval by the Board of Trustees, such amounts reduced or reimbursed for a period of up to three (3) years from the year in which the Adviser reduced its compensation and/or assumed expenses for the Fund. The Adviser is permitted to seek reimbursement from the Fund, subject to certain limitations, for fees it waived and Fund expenses it paid to the extent the total annual fund expenses do not exceed the limits described above or any lesser limits in effect at the time of reimbursement. No recoupment will occur unless the Fund's expenses are below the Expense Limitation.

### Expense Example

This Example is intended to help you compare the cost of investing in the Fund with the cost of investing in other mutual funds. The Example assumes that you invest \$10,000 in the Fund's Institutional Class shares for the time periods indicated and then redeem all of your shares at the end of those periods. The Example also assumes that your investment has a 5% return each year and that the Fund's operating expenses remain the same. Although your actual costs may be higher or lower, based on these assumptions your costs would be:

	<u>1 Year</u>	<u>3 Years</u>	<u>5 Years</u>	<u>10 Years</u>
Institutional Class . . . . .	\$382	\$1,282	\$2,308	\$4,872

### Portfolio Turnover

The Fund pays transaction costs, such as commissions, when it buys and sells securities (or "turns over" its portfolio). A higher portfolio turnover rate may indicate higher transaction costs and may result in higher taxes when Fund shares are held in a taxable account. These costs, which are not reflected in annual fund operating expenses or in the example, affect the Fund's performance. During the most recent fiscal year, the Fund's portfolio turnover rate was 259.21% of the average value of its portfolio.

## Summary of Principal Investment Strategies

The Fund seeks to achieve its investment objective by investing under normal circumstances in long and short positions of equity securities. The Fund invests primarily in U.S. common stocks of companies listed in the S&P 500® Index, but may invest in other large capitalization companies, generally selected from the largest 500 to 700 U.S. companies by market capitalization. It is anticipated that the Fund will hold several hundred positions.

The Fund will generally take long positions in securities that the Adviser believes to be undervalued and short positions in securities that the Adviser believes to be overvalued, based on the Adviser's analysis of the issuer's financial reports and market valuation.

The Adviser seeks to capitalize on pricing inefficiencies in the market by employing a systematic, bottom-up, valuation approach based on the Adviser's proprietary analytical framework to identify companies that appear to be undervalued or overvalued on both an absolute and relative basis. This approach consists of:

- Researching and analyzing each company in the Adviser's coverage universe according to a methodology that emphasizes fundamentals such as recurring earnings, cash flows, capital efficiency, capital structure, and valuation;
- Identifying and excluding companies that do not conform to the Adviser's valuation methodology or companies judged by the Adviser to have questionable financial reporting;
- Updating the analysis for earning releases, annual (Form 10-K) and quarterly (Form 10-Q) reports and other corporate filings; and
- Recording analysis in a centralized database enabling the Adviser to compare companies and identify longs and shorts based on the Adviser's assessment of value.

The long portion of the portfolio is generally weighted more heavily towards those stocks that are priced at a larger discount to the Adviser's assessment of value and the short portion is generally weighted more heavily towards those positions selling at the largest premium to the Adviser's measures of value, subject to pre-specified risk and diversification constraints. In constructing the portfolio the Adviser pursues a defensive investment style, meaning it seeks to mitigate downside risk in declining markets.

The Fund will be rebalanced (generally daily) to maintain exposure levels, manage risk and reposition the portfolio to reflect earnings releases and other new information related to particular companies. Because the Fund generally rebalances its long and short positions on a daily basis, the Fund may experience a high portfolio turnover rate.

The Adviser seeks to maintain the Fund's net exposure, which is the value of the Fund's long positions minus its short positions, in the range of approximately 70 – 100%. The Adviser expects that the Fund's gross exposure, which is the value of the Fund's long positions plus its short positions, will not exceed 290%.

The Fund may also lend portfolio securities to brokers, dealers and other financial organizations meeting capital and other credit requirements or other criteria established by the Fund's Board of Trustees. Loans of portfolio securities will be collateralized by liquid securities and cash. The Fund may invest cash collateral received in securities consistent with its principal investment strategy. The Fund's investment of the proceeds of short sales creates leverage in the Fund which may amplify changes in the Fund's net asset value.

## Summary of Principal Risks

The Fund is subject to the principal risks summarized below. These risks could adversely affect the Fund's net asset value ("NAV"), yield and total return. It is possible to lose money by investing in the Fund.

- **Common Stock Risk:** The Fund invests in common stocks. Common stock represents an equity (ownership) interest in a company or other entity. Common stocks are subject to greater fluctuations in market value than certain other asset classes as a result of such factors as a company's business performance, investor perceptions, stock market trends and general economic conditions. The rights of common stockholders are subordinate to all other claims on a company's assets, including debt holders and preferred stockholders. Common stocks risk the loss of all or a substantial portion of the investment.
- **Market Risk:** The Fund is subject to market risk — the risk that securities markets and individual securities will increase or decrease in value. Market risk applies to every market and every security. Security prices may fluctuate widely over short or extended periods in response to market or economic news and conditions, and securities markets also tend to move in cycles. If there is a general decline in the securities markets, it is possible your investment may lose

value regardless of the individual results of the companies in which the Fund invests. The magnitude of up and down price or market fluctuations over time is sometimes referred to as “volatility,” and it can be significant. In addition, different asset classes and geographic markets may experience periods of significant correlation with each other. As a result of this correlation, the securities and markets in which the Fund invests may experience volatility due to market, economic, political or social events and conditions that may not readily appear to directly relate to such securities, the securities’ issuer or the markets in which they trade.

- **Value Style Risk:** The Adviser intends to buy securities, on behalf of the Fund, that it believes are undervalued and short securities it believes are overvalued. Investing in “value” stocks presents the risk that the stocks may never reach what the Adviser believes are their full market values, either because the market fails to recognize what the Adviser considers to be the companies’ true business values or because the Adviser misjudges those values. In addition, value stocks may fall out of favor with investors and underperform growth stocks during given periods. Conversely, the Fund will short securities the Adviser believes are overvalued. This presents the risk that a stock’s value may not decrease to what the Adviser believes is its true market values because the market fails to recognize what the Adviser considers to be the company’s value, because the Adviser misjudges those values or because the Adviser is required to purchase the security before its investment thesis could be realized.
- **Short Sale Risk:** Short selling a security involves selling a borrowed security with the expectation that the value of that security will decline so that the security may be purchased at a lower price when returning the borrowed security. The risk for loss on short selling is greater than the original value of the securities sold short because the price of the borrowed security may rise, thereby increasing the price at which the security must be purchased. Any such loss is increased by the amount of premium or interest the Fund must pay to the lender of the security. Likewise, any gain will be decreased by the amount of premium or interest the Fund must pay to the lender of the security. Although the Fund’s gain is limited to the price at which it sold the security short, its potential loss is limited only by the maximum attainable price of the security, less the price at which the security was sold and may, theoretically, be unlimited. Government actions also may affect the Fund’s ability to engage in short selling. In addition, the Fund may be subject to expenses related to short sales that are not typically associated with investing in securities directly, such as costs of borrowing and margin account maintenance costs associated with the Fund’s open short positions. These types of short sales expenses (sometimes referred to as the “negative cost of carry”) negatively impact the performance of the Fund since these expenses tend to cause the Fund to lose money on a short sale even in instances where the price of the underlying security sold short does not change over the duration of the short sale. The Fund may not be able to borrow a security that it needs to deliver or it may not be able to close out a short position at an acceptable price and may have to sell long positions earlier than it had expected.
- **Leverage:** The Fund will utilize leverage in its investment program, including through its investment of short sale proceeds. Investing of short sale proceeds increases leverage because the Fund uses the proceeds to purchase additional securities consistent with the Fund’s investment program. The use of leverage allows the Fund to make additional investments, thereby increasing its exposure to assets, such that its total assets may be greater than its capital. However, leverage also magnifies the volatility of changes in the value of the Fund’s portfolio. The effect of the use of leverage by the Fund in a market that moves adversely to its investments could result in substantial losses to the Fund, which would be greater than if the Fund were not leveraged. Because a short position loses value as the security’s price increases, the loss on a short sale is theoretically unlimited.

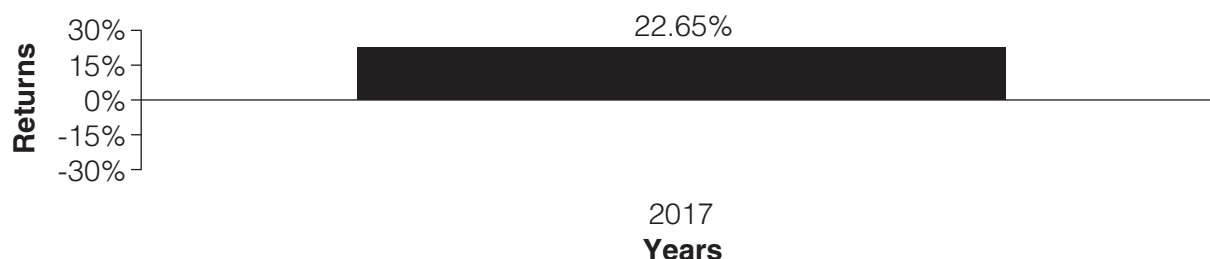
The short sale proceeds utilized by the Fund to leverage investments are collateralized by all or a portion of the Fund’s portfolio. Accordingly, the Fund may pledge securities in order to effect short sales, utilize short sale proceeds or otherwise obtain leverage for investment or other purposes. Should the securities pledged to brokers to secure the Fund’s margin accounts decline in value, the Fund could be subject to a “margin call”, pursuant to which the Fund must either deposit additional funds or securities with the broker or suffer mandatory liquidation of all or a portion of the pledged securities to compensate for the decline in value. The banks and dealers that provide leverage to the Fund have discretion to change the Fund’s margin requirements at any time. Changes by counterparties in the foregoing may result in large margin calls, loss of leverage and forced liquidations of positions at disadvantageous prices. There can be no assurance that the Fund will be able to secure or maintain adequate leverage to pursue its investment strategy. The utilization of short sale proceeds for leverage will cause the Fund to be subject to higher transaction fees and other costs.

- **Manager Risk:** If the Adviser makes poor investment decisions, it will negatively affect the Fund’s investment performance.

- **Database Errors:** The investment strategy used by the Adviser relies on proprietary databases and third-party data sources. Data entries made by the Adviser's team of financial analysts or third-parties may contain errors, as may the database system used to store such data. Any errors in the underlying data sources, data entry or database may result in the Fund acquiring or selling investments based on incorrect information. When data proves to be incorrect, misleading, flawed or incomplete, any decisions made in reliance thereon expose the Fund to potential risks. For example, by relying on such data the Adviser may be induced to buy or sell certain investments it would not have if the data was correct. As a result, the Fund could incur losses or miss out on gains on such investments before the errors are identified and corrected.
- **Systems Risk:** The Fund depends on the Adviser to develop and implement appropriate systems for its activities. The Adviser relies extensively on computer programs and systems to implement and monitor the Fund's investment strategy. The development, implementation and maintenance of these systems is complex and involves substantial research and modeling (which is then generally translated into computer code and manual and automated processes) and the retrieval, filtering, processing, translation and analysis of large amounts of financial and other corporate data. As a result, there is a risk of human or technological errors affecting the portfolio construction process and order origination, including errors in programming (e.g., "bugs" and classic coding errors), modeling, design, translational errors and compatibility issues with data sets and among systems. Similarly, with regard to trading and other systems or equipment that the Adviser utilizes, any or all of the following events may occur: (i) failures or interruptions in access to or the operations of such systems or equipment; (ii) loss of functionality; (iii) corruption; (iv) compromises in security; (v) loss of power; and (vi) other situations that adversely affect such systems or equipment. There can be no guarantee that such defects or issues will be identified in time to avoid a material adverse effect on the Fund. For example, such failures could cause the Adviser to be induced to buy or sell certain investments it would not have if the failure had not occurred.
- **Cybersecurity Risk:** As part of its business, the Adviser processes, stores and transmits large amounts of electronic information, including information relating to the transactions of the Fund. The Adviser and Fund are therefore susceptible to cybersecurity risk. Cybersecurity failures or breaches of the Fund or its service providers have the ability to cause disruptions and impact business operations, potentially resulting in financial losses, the inability of Fund shareholders to transact business, violations of applicable privacy and other laws, regulatory fines, penalties and/or reputational damage. The Fund and its shareholders could be negatively impacted as a result.
- **High Portfolio Turnover Risk:** The Fund may sell its securities, regardless of the length of time that they have been held, if the Adviser determines that it would be in the Fund's best interest to do so. It is anticipated that the Fund will frequently adjust the size of its long and short positions. These transactions will increase the Fund's "portfolio turnover" and the Fund may experience a high portfolio turnover rate (over 100%). High turnover rates generally result in higher brokerage costs, may have adverse tax consequences and therefore may reduce the Fund's returns. Frequent purchases and sales of portfolio securities may result in higher Fund expenses and may result in more significant distributions of short-term capital gains to investors, which are taxed as ordinary income.
- **Securities Lending Risk:** The Fund may make secured loans of its portfolio securities in an amount not exceeding 33⅓% of the value of the Fund's total assets. The risks in lending portfolio securities, as with other extensions of credit, consist of possible delay in recovery of the securities and possible loss of rights in the collateral should the borrower fail financially, including possible impairment of the Fund's ability to vote the securities on loan. If a loan is collateralized by cash, the Fund typically invests the cash collateral for its own account and may pay a fee to the borrower that normally represents a portion of the Fund's earnings on the collateral. Because the Fund may invest collateral in any investments in accordance with its investment objective, the Fund's securities lending transactions will result in investment leverage. The Fund bears the risk that the value of investments made with collateral may decline.
- **Volatility Risk:** The Fund's investments may increase or decrease in value over a short period of time. This may cause the Fund's net asset value per share to experience significant increases or declines in value over short periods of time. All investments are subject to the risk of loss.
- **Tax Legislation Risk:** On December 22, 2017, new tax legislation was enacted which includes changes to tax rates, restrictions on miscellaneous itemized deductions, changes to the dividends received deduction, restrictions on the deductibility of interest, and changes to the taxation of the international operations of domestic businesses. Certain changes have sunset provisions, which are important to note. Because the tax legislation is newly enacted and Treasury Regulations related to the legislation have not been drafted, there is uncertainty in how the newly enacted tax legislation will affect the Fund's investments, as such impact may be adverse. Shareholders are urged and advised to consult their own tax advisor with respect to the impact of this legislation.

## Performance Information

The bar chart and table shown below provide some indication of the risks of investing in the Fund by showing the Fund's performance for the past calendar year and by showing how the Fund's average annual returns for one year and since inception periods compared with those of the S&P 500® Total Return Index, a broad measure of market performance. Performance reflects contractual fee waivers in effect. If fee waivers were not in place, performance would be reduced. The Fund's past performance (before and after taxes) is not necessarily an indication of how the Fund will perform in the future. Updated performance information is available by calling the Fund toll-free at (877) 974-6852.



During the periods shown in the chart:

<u>Best Quarter</u>	<u>Worst Quarter</u>
9.66%	(1.08)%
December 31, 2017	June 30, 2017

### Gotham Defensive Long 500 Fund Class I Shares

<u>Average Annual Total Returns for the periods ended December 31, 2017</u>	<u>1 Year</u>	<u>Since Inception (September 30, 2016)</u>
Class I Shares Return Before Taxes . . . . .	22.65%	22.11%
Return After Taxes on Distributions <sup>1</sup> . . . . .	22.31%	21.84%
Return After Taxes on Distributions and Sale of Shares <sup>1</sup> . . . . .	12.82%	16.82%
S&P 500® Total Return Index (reflects no deductions for fees, expenses or taxes) <sup>2</sup> . . . .	21.83%	20.68%

<sup>1</sup> After-tax returns are calculated using the historical highest individual federal marginal income tax rates and do not reflect the impact of state and local taxes. Actual after-tax returns depend on your tax situation and may differ from those shown and are not relevant if you hold your shares through tax-deferred arrangements, such as 401(k) plans or individual retirement accounts.

<sup>2</sup> The S&P 500® Total Return Index is a widely recognized unmanaged index of 500 common stocks, which are generally representative of the U.S. stock market as a whole. The returns provided for the S&P 500® Total Return Index include the reinvestment of dividends.

## Management of the Fund

### Investment Adviser

Gotham Asset Management, LLC

### Portfolio Managers

- **Joel Greenblatt** is a Managing Principal and Co-Chief Investment Officer of Gotham and has been a Portfolio Manager to the Fund since its inception in 2016.
- **Robert Goldstein** is a Managing Principal and Co-Chief Investment Officer of Gotham and has been a Portfolio Manager to the Fund since its inception in 2016.



## **Purchase and Sale of Fund Shares**

Shares of the Fund may be purchased and sold (redeemed) on any business day when the New York Stock Exchange is open for regular trading. Such purchases and redemptions can be made through a broker-dealer or other financial intermediary or directly with the Fund by sending a completed application to the addresses below. **For applications and more information please call Shareholder Services toll-free at (877) 974-6852 (“Shareholder Services”).**

### **Regular Mail:**

Gotham Funds  
FundVantage Trust  
c/o BNY Mellon Investment Servicing  
P.O. Box 9829  
Providence, RI 02940-8029

### **Overnight Mail:**

Gotham Funds  
FundVantage Trust  
c/o BNY Mellon Investment Servicing  
4400 Computer Drive  
Westborough, MA 01581-1722

## **Purchase by Wire for Accounts Held Directly with the Fund**

Please contact Shareholder Services toll-free at (877) 974-6852 for current wire instructions.

## **Minimum Investment Requirements**

The minimum initial investment for shares is \$250,000 and the minimum for each subsequent investment is \$5,000.

## **Redemption by Telephone for Accounts Held Directly with the Fund**

Please call Shareholder Services toll-free at (877) 974-6852.

## **Purchases and Redemptions for Accounts Held through a Financial Intermediary**

Contact your financial intermediary.

## **Tax Information**

The Fund intends to make distributions that may be taxed as ordinary income or capital gains. Such distributions are not currently taxable when shares are held through a tax-deferred arrangement, such as a 401(k) plan or an individual retirement account. However, subsequent withdrawals from any tax-deferred account in which the shares are held may be subject to federal income tax.

## **Payments to Broker-Dealers and Other Financial Intermediaries**

If you purchase the Fund through a broker-dealer or other financial intermediary (such as a bank), you may be required to pay a commission to your broker or financial intermediary depending on your arrangements with them. In addition, the Fund and its related companies may pay the financial intermediary for the sale of Fund shares and/or related services to shareholders. These payments may create a conflict of interest by influencing the broker-dealer or other financial intermediary and your salesperson to recommend the Fund over another investment. Ask your salesperson or visit your financial intermediary's website for more information.

## GOTHAM SHORT STRATEGIES FUND

### Investment Objective

The Gotham Short Strategies Fund (the “Fund”) seeks long-term capital appreciation and to provide positive returns in down markets.

### Expenses and Fees

This table describes the fees and expenses that you may pay if you buy and hold shares of the Fund.

#### Shareholder Fees (fees paid directly from your investment):

	<b>Institutional Class</b>
Redemption Fee (as a percentage of amount redeemed within 30 days of purchase) . . . . .	1.00%

#### Annual Fund Operating Expenses (expenses that you pay each year as a percentage of the value of your investment):

Management Fees . . . . .	1.35%
Distribution and/or Service (Rule 12b-1) Fees . . . . .	None
Other Expenses <sup>1</sup> . . . . .	1.71%
<b>Total Annual Fund Operating Expenses<sup>2</sup></b> . . . . .	<b>3.06%</b>
Fee Waivers and/or Expense Reimbursements <sup>2</sup> . . . . .	(1.71)%
<b>Total Annual Fund Operating Expenses After Fee Waivers and/or Expense Reimbursements<sup>2</sup></b> . . . . .	<b>1.35%</b>

<sup>1</sup> To the extent the Fund utilizes a derivative instrument such as a swap agreement to gain short exposure to securities, costs typically associated with short sales of securities, such as dividend and interests expenses, will be embedded in the cost of the swap and the Fund’s return from such instrument will be net of such expenses and any other expenses associated with the swap.

<sup>2</sup> Gotham Asset Management, LLC (“Gotham” or the “Adviser”) has contractually agreed to reduce its investment advisory fee and/or reimburse certain expenses of the Fund to the extent necessary to ensure that the Fund’s total operating expenses (exclusive of taxes, “Acquired Fund Fees and Expenses,” dividend and interest expense on securities sold short, interest, extraordinary items, and brokerage commissions) do not exceed 1.35% (on an annual basis) of average daily net assets of the Fund (the “Expense Limitation”). The Expense Limitation will remain in place until July 31, 2020, unless the Board of Trustees of FundVantage Trust (the “Trust”) approves its earlier termination.

### Expense Example

This Example is intended to help you compare the cost of investing in the Fund with the cost of investing in other mutual funds. The Example assumes that you invest \$10,000 in the Fund’s Institutional Class shares for the time periods indicated and then redeem all of your shares at the end of those periods. The Example also assumes that your investment has a 5% return each year and that the Fund’s operating expenses remain the same. Although your actual costs may be higher or lower, based on these assumptions your costs would be:

	<u>1 Year</u>	<u>3 Years</u>
Institutional Class . . . . .	\$137	\$612

### Portfolio Turnover

The Fund pays transaction costs, such as commissions, when it buys and sells securities (or “turns over” its portfolio). A higher portfolio turnover rate may indicate higher transaction costs and may result in higher taxes when Fund shares are held in a taxable account. These costs, which are not reflected in annual fund operating expenses or in the example, affect the Fund’s performance. For the period from July 31, 2017 (commencement of operations) through September 30, 2017, the portfolio turnover rate was 165.16% (not annualized) of the average value of its portfolio.

## Summary of Principal Investment Strategies

The Fund seeks to achieve its investment objective by investing under normal circumstances in long and short positions of equity securities, primarily U.S. common stocks. The Adviser seeks to maintain the Fund's net equity exposure, which is the value of the Fund's long positions minus its short positions, at 50% net short. The Adviser expects that the Fund's gross equity exposure, which is the value of the Fund's long positions plus its short positions, will generally be below 250%. The Fund may invest in companies of any size and it is anticipated that the Fund will generally hold several hundred positions.

The Fund generally takes long positions in securities that the Adviser believes to be undervalued and short positions in securities that the Adviser believes to be overvalued, based on the Adviser's analysis of the issuer's financial reports and market valuation.

The Adviser seeks to capitalize on pricing inefficiencies in the market by employing a systematic, bottom-up, valuation approach based on the Adviser's proprietary analytical framework to identify companies that appear to be undervalued or overvalued on both an absolute and relative basis. This approach consists of:

- Researching and analyzing each company in the Adviser's coverage universe according to a methodology that emphasizes fundamentals such as recurring earnings, cash flows, capital efficiency, capital structure, and valuation;
- Identifying and excluding companies that do not conform to the Adviser's valuation methodology or companies judged by the Adviser to have questionable financial reporting;
- Updating the analysis for earning releases, annual (Form 10-K) and quarterly (Form 10-Q) reports and other corporate filings; and
- Recording analysis in a centralized database enabling the Adviser to compare companies and identify longs and shorts based on the Adviser's assessment of value.

Generally the long portfolio is weighted most heavily towards those stocks that are priced at the largest discount to the Adviser's assessment of value. Similarly, the short portfolio is generally weighted most heavily towards those short positions selling at the largest premium to the Adviser's measures of value. The portfolio is also subject to the Adviser's risk controls, which include liquidity and diversification considerations. The Fund is rebalanced (generally daily) to maintain exposure levels, manage risk and reposition the portfolio to reflect changes resulting from earnings releases and other new information related to particular companies. Because the Fund generally rebalances its long and short positions on a daily basis, the Fund may experience a high portfolio turnover rate.

The Fund's short sales create leverage in the Fund which may amplify changes in the Fund's net asset value. The Fund will also seek to gain exposure to short positions through the use of derivative instruments such as a total return swap agreement (a "swap"), through which the Fund would receive the returns of investments in a customized basket of equity securities that are consistent with the Fund's strategy.

The Fund may also lend portfolio securities to brokers, dealers and other financial organizations meeting capital and other credit requirements or other criteria established by the Fund's Board of Trustees. Loans of portfolio securities will be collateralized by liquid securities and cash. The Fund may invest cash collateral received in securities consistent with its principal investment strategy.

## Summary of Principal Risks

The Fund is subject to the principal risks summarized below. These risks could adversely affect the Fund's net asset value ("NAV"), yield and total return. It is possible to lose money by investing in the Fund.

- **Common Stock Risk:** The Fund invests in, or has exposure to, common stocks. Common stock represents an equity (ownership) interest in a company or other entity. Common stocks are subject to greater fluctuations in market value than certain other asset classes as a result of such factors as a company's business performance, investor perceptions, stock market trends and general economic conditions. The rights of common stockholders are subordinate to all other claims on a company's assets, including debt holders and preferred stockholders. Common stocks risk the loss of all or a substantial portion of the investment.
- **Market Risk:** The Fund is subject to market risk — the risk that securities markets and individual securities will increase or decrease in value. Market risk applies to every market and every security. Security prices may fluctuate widely over short or extended periods in response to market or economic news and conditions, and securities markets also tend to move in cycles. If there is a general decline in the securities markets, it is possible your investment may lose

value regardless of the individual results of the companies in which the Fund invests. The magnitude of up and down price or market fluctuations over time is sometimes referred to as “volatility, “ and it can be significant. In addition, different asset classes and geographic markets may experience periods of significant correlation with each other. As a result of this correlation, the securities and markets in which the Fund invests may experience volatility due to market, economic, political or social events and conditions that may not readily appear to directly relate to such securities, the securities’ issuer or the markets in which they trade.

- **Value Style Risk:** The Adviser intends to buy securities, on behalf of the Fund, that it believes are undervalued and short securities it believes are overvalued. Investing in “value” stocks presents the risk that the stocks may never reach what the Adviser believes are their full market values, either because the market fails to recognize what the Adviser considers to be the companies’ true business values or because the Adviser misjudges those values. In addition, value stocks may fall out of favor with investors and underperform growth stocks during given periods. Conversely, the Fund will short securities the Adviser believes are overvalued. This presents the risk that a stock’s value may not decrease to what the Adviser believes is its true market values because the market fails to recognize what the Adviser considers to be the company’s value, because the Adviser misjudges those values or because the Adviser is required to purchase the security before its investment thesis could be realized.
- **Short Sale Risk:** Short selling a security involves selling a borrowed security with the expectation that the value of that security will decline so that the security may be purchased at a lower price when returning the borrowed security. The risk for loss on short selling is greater than the original value of the securities sold short because the price of the borrowed security may rise, thereby increasing the price at which the security must be purchased. Any such loss is increased by the amount of premium or interest the Fund must pay to the lender of the security. Likewise, any gain will be decreased by the amount of premium or interest the Fund must pay to the lender of the security. Although the Fund’s gain is limited to the price at which it sold the security short, its potential loss is limited only by the maximum attainable price of the security, less the price at which the security was sold and may, theoretically, be unlimited. Government actions also may affect the Fund’s ability to engage in short selling. In addition, the Fund may be subject to expenses related to short sales that are not typically associated with investing in securities directly, such as costs of borrowing and margin account maintenance costs associated with the Fund’s open short positions. These types of short sales expenses (sometimes referred to as the “negative cost of carry”) negatively impact the performance of the Fund since these expenses tend to cause the Fund to lose money on a short sale even in instances where the price of the underlying security sold short does not change over the duration of the short sale. The Fund may not be able to borrow a security that it needs to deliver or it may not be able to close out a short position at an acceptable price and may have to sell long positions earlier than it had expected.
- **Derivatives Risk:** To the extent the Fund pursues its short strategy by making investments in a customized basket of short equity security positions through the use of a derivative, the Fund will be exposed to additional risks that are separate from those associated with short sales. In general, a derivative contract typically involves leverage (i.e., it provides exposure to potential gain or loss from a change in the market price of a security or group of securities in a notional amount that exceeds the amount of cash or assets required to establish or maintain the derivative contract). The Fund expects to enter into total return swap agreements. Swap agreements can be highly volatile, illiquid and difficult to value, and changes in the value of such instruments held by the Fund may not correlate with the underlying instrument or reference assets, or the Fund’s other investments. Any swap will be based on a notional amount agreed upon by the Adviser and a counterparty. The Adviser will retain the ability to adjust the notional exposure of the swap at its discretion, as well as the composition of the reference short securities basket. Generally, the fees and expenses of a swap are based on the notional value of the swap. The value of the swap typically includes a deduction for fees of the counterparty as well as costs typically associated with short sales of securities, such as dividend and interests expenses. Although the value of swap agreements depend largely upon price movements in the underlying instrument or reference asset, there are additional risks associated with swap agreements that are possibly greater than the risks associated with investing directly in the underlying instruments or reference assets, including illiquidity risk, leveraging risk and counterparty credit risk. As a result, the Fund’s return from such instrument will be net of such costs and expenses and any will reduce the Fund’s return on the swap. A small position in swap agreements could have a potentially large impact on the Fund’s performance. Trading restrictions or limitations may be imposed by an exchange, and government regulations may restrict trading in swap agreements or any other derivative.
- **Counterparty Risk:** Swaps and certain other derivative contracts entered into by the Fund may be privately negotiated in the over-the-counter market. These contracts also involve exposure to credit risk, since contract performance depends in part on the financial condition of the counterparty. Relying on a counterparty exposes the Fund to the risk that a counterparty will not settle a transaction in accordance with its terms and conditions because of a dispute over

the terms of the contract (whether or not bona fide) or because of a credit or liquidity problem, thus causing the Fund to suffer a loss. If a counterparty defaults on its payment obligations to the Fund, this default will cause the value of an investment in the Fund to decrease. In addition, to the extent the Fund deals with a limited number of counterparties, it will be more susceptible to the credit risks associated with those counterparties. The Fund is neither restricted from dealing with any particular counterparty nor from concentrating any or all of its transactions with one counterparty. The ability of the Fund to transact business with any one or number of counterparties and the absence of a regulated market to facilitate settlement may increase the potential for losses by the Fund.

- **Leverage:** The Fund will utilize leverage in its investment program. The use of leverage allows the Fund to make additional investments, thereby increasing its exposure to assets, such that its total assets may be greater than its capital. However, leverage also magnifies the volatility of changes in the value of the Fund's portfolio. The effect of the use of leverage by the Fund in a market that moves adversely to its investments could result in substantial losses to the Fund, which would be greater than if the Fund were not leveraged. Because a short position loses value as the security's price increases, the loss on a short sale is theoretically unlimited.

The Fund may pledge securities in order to effect short sales, utilize short sale proceeds or otherwise obtain leverage for investment or other purposes. Should the securities pledged to brokers to secure the Fund's margin accounts decline in value, the Fund could be subject to a "margin call", pursuant to which the Fund must either deposit additional funds or securities with the broker or suffer mandatory liquidation of all or a portion of the pledged securities to compensate for the decline in value. The banks and dealers that provide leverage to the Fund have discretion to change the Fund's margin requirements at any time. Changes by counterparties in the foregoing may result in large margin calls, loss of leverage and forced liquidations of positions at disadvantageous prices. There can be no assurance that the Fund will be able to secure or maintain adequate leverage to pursue its investment strategy.

- **ETF Risk:** The Fund may invest in ETFs, which are typically open-end investment companies or unit investment trusts. By investing in securities of an ETF, the Fund's shareholders will indirectly bear its proportionate share of any fees and expenses of the ETF in addition to the fund's own fees and expenses. As a result, your cost of investing will be higher than the cost of investing directly in the ETFs and may be higher than mutual funds that invest directly in stocks and bonds. ETFs are subject to the following risks: (i) the market price of an ETF's shares may trade above or below its net asset value; (ii) an active trading market for an ETF's shares may not develop or be maintained; (iii) trading of an underlying ETF's shares may be halted if the listing exchange's officials deem such action appropriate, the shares are delisted from the exchange, or the activation of market wide "circuit breakers" (which are tied to large decreases in stock prices) halts stock trading generally; or (iv) the ETF may fail to achieve close correlation with the index that it tracks due to a variety of factors, such as rounding of prices and changes to the index and/or regulatory policies, resulting in the deviation of the ETF's returns from that of its corresponding index. Some ETFs may be thinly traded, and the resulting higher costs associated with respect to purchasing and selling the ETFs will be borne by the Fund.
- **Liquidity Risk:** The Fund is subject to liquidity risk primarily due to its investments in derivatives. Investments in illiquid securities or derivative instruments involve the risk that the Fund may be unable to sell the security or derivative instrument or sell it at a reasonable price.
- **OTC Trading Risk:** Certain of the derivatives in which the Fund may invest may be traded (and privately negotiated) in the "over-the-counter" or "OTC" market. While the OTC derivatives market is the primary trading venue for many derivatives, it is largely unregulated. As a result and similar to other privately negotiated contracts, the Fund is subject to counterparty credit risk with respect to such derivative contracts.
- **Manager Risk:** If the Adviser makes poor investment decisions, it will negatively affect the Fund's investment performance.
- **Database Errors:** The investment strategy used by the Adviser relies on proprietary databases and third-party data sources. Data entries made by the Adviser's team of financial analysts or third-parties may contain errors, as may the database system used to store such data. Any errors in the underlying data sources, data entry or database may result in the Fund acquiring or selling investments based on incorrect information. When data proves to be incorrect, misleading, flawed or incomplete, any decisions made in reliance thereon expose the Fund to potential risks. For example, by relying on such data the Adviser may be induced to buy or sell certain investments it would not have if the data was correct. As a result, the Fund could incur losses or miss out on gains on such investments before the errors are identified and corrected.
- **Systems Risk:** The Fund depends on the Adviser to develop and implement appropriate systems for its activities. The Adviser relies extensively on computer programs and systems to implement and monitor the Fund's investment

strategy. The development, implementation and maintenance of these systems is complex and involves substantial research and modeling (which is then generally translated into computer code and manual and automated processes) and the retrieval, filtering, processing, translation and analysis of large amounts of financial and other corporate data. As a result, there is a risk of human or technological errors affecting the portfolio construction process and order origination, including errors in programming (e.g., “bugs” and classic coding errors), modeling, design, translational errors and compatibility issues with data sets and among systems. Similarly, with regard to trading and other systems or equipment that the Adviser utilizes, any or all of the following events may occur: (i) failures or interruptions in access to or the operations of such systems or equipment; (ii) loss of functionality; (iii) corruption; (iv) compromises in security; (v) loss of power; and (vi) other situations that adversely affect such systems or equipment. There can be no guarantee that such defects or issues will be identified in time to avoid a material adverse effect on the Fund. For example, such failures could cause the Adviser to be induced to buy or sell certain investments it would not have if the failure had not occurred.

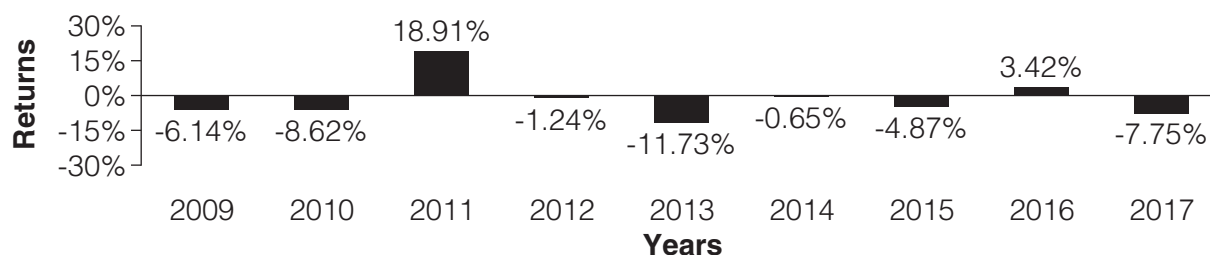
- **Small and Mid-Cap Securities:** In addition to large cap securities, the Fund may also invest in small and mid-cap companies. Investments in small and mid-cap companies may be riskier than investments in larger, more established companies. The securities of smaller companies may trade less frequently and in smaller volumes, and as a result, may be less liquid than securities of larger companies. In addition, smaller companies may be more vulnerable to economic, market and industry changes. As a result, share price changes may be more sudden or erratic than the prices of other equity securities, especially over the short-term. Because smaller companies may have limited product lines, markets or financial resources or may depend on a few key employees, they may be more susceptible to particular economic events or competitive factors than large capitalization companies.
- **Cybersecurity Risk:** As part of its business, the Adviser processes, stores and transmits large amounts of electronic information, including information relating to the transactions of the Fund. The Adviser and Fund are therefore susceptible to cybersecurity risk. Cybersecurity failures or breaches of the Fund or its service providers have the ability to cause disruptions and impact business operations, potentially resulting in financial losses, the inability of Fund shareholders to transact business, violations of applicable privacy and other laws, regulatory fines, penalties and/or reputational damage. The Fund and its shareholders could be negatively impacted as a result.
- **High Portfolio Turnover Risk:** The Fund may sell its securities, regardless of the length of time that they have been held, if the Adviser determines that it would be in the Fund’s best interest to do so. It is anticipated that the Fund will frequently adjust the size of its long and short positions. These transactions will increase the Fund’s “portfolio turnover” and the Fund may experience a high portfolio turnover rate (over 100%). High turnover rates generally result in higher brokerage costs, may have adverse tax consequences and therefore may reduce the Fund’s returns. Frequent purchases and sales of portfolio securities may result in higher Fund expenses and may result in more significant distributions of short-term capital gains to investors, which are taxed as ordinary income.
- **Securities Lending Risk:** The Fund may make secured loans of its portfolio securities in an amount not exceeding 33⅓% of the value of the Fund’s total assets. The risks in lending portfolio securities, as with other extensions of credit, consist of possible delay in recovery of the securities and possible loss of rights in the collateral should the borrower fail financially, including possible impairment of the Fund’s ability to vote the securities on loan. If a loan is collateralized by cash, the Fund typically invests the cash collateral for its own account and may pay a fee to the borrower that normally represents a portion of the Fund’s earnings on the collateral. Because the Fund may invest collateral in any investments in accordance with its investment objective, the Fund’s securities lending transactions will result in investment leverage. The Fund bears the risk that the value of investments made with collateral may decline.
- **Volatility Risk:** The Fund’s investments may increase or decrease in value over a short period of time. This may cause the Fund’s net asset value per share to experience significant increases or declines in value over short periods of time. All investments are subject to the risk of loss.
- **Limited History of Operations:** The Fund is a recently formed mutual fund and has a limited history of operations.
- **Tax Legislation Risk:** On December 22, 2017, new tax legislation was enacted which includes changes to tax rates, restrictions on miscellaneous itemized deductions, changes to the dividends received deduction, restrictions on the deductibility of interest, and changes to the taxation of the international operations of domestic businesses. Certain changes have sunset provisions, which are important to note. Because the tax legislation is newly enacted and Treasury Regulations related to the legislation have not been drafted, there is uncertainty in how the newly enacted tax legislation will affect the Fund’s investments, as such impact may be adverse. Shareholders are urged and advised to consult their own tax advisor with respect to the impact of this legislation.

## Performance Information

The Fund is the successor to the Gotham Short Strategies (Master), LP (“Predecessor Fund”) resulting from its reorganization with and into the Fund on August 1, 2017. The investment policies, restrictions, and limitations of the Predecessor Fund were in all material respects equivalent to those of the Fund. The Predecessor Fund was not subject to the restrictions of the Investment Company Act 1940 Act, as amended (the “1940 Act”) or the Internal Revenue Code of 1986, as amended (the “Code”). Had the Predecessor Fund been subject to the provisions of the 1940 Act and/or the provisions of the Code applicable to investment companies, its investment performance could have been adversely affected. The Fund performance information shown below includes the performance of the Predecessor Fund for periods prior to the Fund’s commencement of operations as a mutual fund and has been adjusted to reflect the fees and expenses applicable to Institutional Class shares of the Fund.

The bar chart shows changes in the Fund’s performance from year to year over the past nine calendar years. The table shows how the Fund’s average annual returns compare to those of the S&P 500® Total Return Index as well as how the annual returns compare to the index adjusted for the Fund’s target net short exposure.

The bar chart and table below provide some indication of the potential risks of investing in the Fund. The Fund’s past performance, before and after taxes, is not necessarily an indication of how the Fund will perform in the future. Updated performance information is available by calling the Fund toll-free at (877) 974-6852.



During the periods shown in the chart:

<b><u>Best Quarter</u></b>	<b><u>Worst Quarter</u></b>
13.03%	(12.52)%
September 30, 2011	June 30, 2009

### Gotham Short Strategies Class I Shares

<b>Average Annual Total Returns for the periods ended December 31, 2017<sup>1</sup></b>	<b>1 Year</b>	<b>5 Years</b>	<b>Since Inception<sup>1</sup></b>
Class I Shares Return Before Taxes . . . . .	(7.75)%	(4.46)%	0.74%
Return After Taxes on Distributions <sup>2</sup> . . . . .	(7.85)%	(4.48)%	0.73%
Return After Taxes on Distributions and Sale of Shares <sup>2</sup> . . . . .	(4.39)% <sup>3</sup>	(3.33)% <sup>3</sup>	0.56%
S&P 500® Total Return Index (reflects no deductions for fees or expenses or taxes) <sup>4</sup> . . . . .	21.83%	15.79%	9.25%
50% Inverse S&P 500® Total Return Index <sup>5</sup> (reflects no deductions for fees or expenses or taxes) . . . . .	(10.92)%	(8.27)%	(5.81)%

<sup>1</sup> This performance information reflects the performance of the Predecessor Fund for the period from its inception on February 1, 2008 through July 31, 2017. Performance thereafter is that of the Fund. Performance does not reflect any taxes that you may pay as a result of any distributions or sale of shares of the Fund. The Predecessor Fund was an unregistered fund taxed as a partnership and as such, the Predecessor Fund was treated differently than the Fund for federal income tax purposes. For example, an unregistered fund typically does not make distributions to its investors. As a result, after-tax returns are not presented. After-tax returns will be presented after the Fund has had a full fiscal year of performance. Performance of the Predecessor Fund has been adjusted to reflect the monthly deduction of fees and expenses applicable to Institutional Class shares of the Fund set forth in the “Annual Fund Operating Expenses” table.

- <sup>2</sup> After-tax returns are calculated using the historical highest individual federal marginal income tax rates and do not reflect the impact of state and local taxes. Actual after-tax returns depend on your tax situation and may differ from those shown and are not relevant if you hold your shares through tax-deferred arrangements, such as 401(k) plans or individual retirement accounts.
- <sup>3</sup> The “Return After Taxes on Distributions and Sale of Shares” is higher than the “Class I Shares Return Before Taxes” and the “Return After Taxes on Distributions” because of realized losses that would have been sustained upon the sale of Fund shares immediately after the relevant periods.
- <sup>4</sup> The S&P 500<sup>®</sup> Total Return Index is a widely recognized unmanaged index of 500 common stocks, which are generally representative of the U.S. stock market as a whole. The returns provided for the S&P 500<sup>®</sup> Total Return Index include the reinvestment of dividends.
- <sup>5</sup> The 50% Inverse of the S&P 500<sup>®</sup> Total Return Index reflects the return of the S&P 500 adjusted to show the negative 50% targeted net short exposure of the Predecessor Fund. The returns provided for the Inverse of the S&P 500<sup>®</sup> Total Return Index include reinvestment of dividends.

## **Management of the Fund**

### **Investment Adviser**

Gotham Asset Management, LLC

### **Portfolio Managers**

- **Joel Greenblatt** is a Managing Principal and Co-Chief Investment Officer of Gotham and has been a Portfolio Manager to the Fund since its inception in 2008.
- **Robert Goldstein** is a Managing Principal and Co-Chief Investment Officer of Gotham and has been a Portfolio Manager to the Fund since its inception in 2008.

## **Purchase and Sale of Fund Shares**

Shares of the Fund may be purchased and sold (redeemed) on any business day when the New York Stock Exchange is open for regular trading. Such purchases and redemptions can be made through a broker-dealer or other financial intermediary or directly with the Fund by sending a completed application to the addresses below. **For applications and more information please call Shareholder Services toll-free at (877) 974-6852 (“Shareholder Services”).**

### **Regular Mail:**

Gotham Funds  
FundVantage Trust  
c/o BNY Mellon Investment Servicing  
P.O. Box 9829  
Providence, RI 02940-8029

### **Overnight Mail:**

Gotham Funds  
FundVantage Trust  
c/o BNY Mellon Investment Servicing  
4400 Computer Drive  
Westborough, MA 01581-1722

## **Purchase by Wire for Accounts Held Directly with the Fund**

Please contact Shareholder Services toll-free at (877) 974-6852 for current wire instructions.

## **Minimum Investment Requirements**

The minimum initial investment for shares is \$250,000 and the minimum for each subsequent investment is \$5,000.

## **Redemption by Telephone for Accounts Held Directly with the Fund**

Please call Shareholder Services toll-free at (877) 974-6852.

## **Purchases and Redemptions for Accounts Held through a Financial Intermediary**

Contact your financial intermediary.



**Tax Information**

The Fund intends to make distributions that may be taxed as ordinary income or capital gains. Such distributions are not currently taxable when shares are held through a tax-deferred arrangement, such as a 401(k) plan or an individual retirement account. However, subsequent withdrawals from any tax-deferred account in which the shares are held may be subject to federal income tax.

**Payments to Broker-Dealers and Other Financial Intermediaries**

If you purchase the Fund through a broker-dealer or other financial intermediary (such as a bank), you may be required to pay a commission to your broker or financial intermediary depending on your arrangements with them. In addition, the Fund and its related companies may pay the financial intermediary for the sale of Fund shares and/or related services to shareholders. These payments may create a conflict of interest by influencing the broker-dealer or other financial intermediary and your salesperson to recommend the Fund over another investment. Ask your salesperson or visit your financial intermediary's website for more information.

## GOTHAM INSTITUTIONAL VALUE FUND

### Investment Objective

The Gotham Institutional Value Fund (the “Fund”) seeks long-term capital appreciation.

### Expenses and Fees

This table describes the fees and expenses that you may pay if you buy and hold shares of the Fund.

#### Shareholder Fees (fees paid directly from your investment):

	<b>Institutional Class</b>
Redemption Fee (as a percentage of amount redeemed within 30 days of purchase) . . . . .	1.00%

#### Annual Fund Operating Expenses (expenses that you pay each year as a percentage of the value of your investment):

Management Fees . . . . .	0.80%
Distribution and/or Service (Rule 12b-1) Fees . . . . .	None
Other Expenses . . . . .	3.60%
<b>Total Annual Fund Operating Expenses<sup>1</sup></b> . . . . .	<b>4.40%</b>
Fee Waivers and/or Expense Reimbursements <sup>1</sup> . . . . .	(3.45)%
<b>Total Annual Fund Operating Expenses After Fee Waivers and/or Expense Reimbursements<sup>1</sup></b> . . . . .	<b>0.95%</b>

<sup>1</sup> Gotham Asset Management, LLC (“Gotham” or the “Adviser”) has contractually agreed to reduce its investment advisory fee and/or reimburse certain expenses of the Fund to the extent necessary to ensure that the Fund’s total operating expenses (exclusive of taxes, “Acquired Fund Fees and Expenses,” dividend and interest expense on securities sold short, interest, extraordinary items, and brokerage commissions), do not exceed 0.95% (on an annual basis) of average daily net assets of the Fund (the “Expense Limitation”). The Expense Limitation will remain in place until January 31, 2020, unless the Board of Trustees of FundVantage Trust (the “Trust”) approves its earlier termination. The Adviser is entitled to recover, subject to approval by the Board of Trustees, such amounts reduced or reimbursed for a period of up to three (3) years from the date on which the Adviser reduced its compensation and/or assumed expenses for the Fund. The Adviser is permitted to seek reimbursement from the Fund, subject to certain limitations, for fees it waived and Fund expenses it paid to the extent the total annual fund expenses do not exceed the limits described above or any lesser limits in effect at the time of the reimbursement. No recoupment will occur unless the Fund’s expenses are below the Expense Limitation.

### Expense Example

This Example is intended to help you compare the cost of investing in the Fund with the cost of investing in other mutual funds. The Example assumes that you invest \$10,000 in the Fund’s Institutional Class shares for the time periods indicated and then redeem all of your shares at the end of those periods. The Example also assumes that your investment has a 5% return each year and that the Fund’s operating expenses remain the same. Although your actual costs may be higher or lower, based on these assumptions your costs would be:

	<u>1 Year</u>	<u>3 Years</u>	<u>5 Years</u>	<u>10 Years</u>
Institutional Class . . . . .	\$97	\$676	\$1,640	\$4,101

### Portfolio Turnover

The Fund pays transaction costs, such as commissions, when it buys and sells securities (or “turns over” its portfolio). A higher portfolio turnover rate may indicate higher transaction costs and may result in higher taxes when Fund shares are held in a taxable account. These costs, which are not reflected in annual fund operating expenses or in the example, affect the Fund’s performance. During the most recent fiscal year, the Fund’s portfolio turnover rate was 168.54% of the average value of its portfolio.

## Summary of Principal Investment Strategies

The Fund seeks to achieve its investment objective by investing under normal circumstances in long positions of equity securities. The Fund seeks a total return greater than that of the S&P 500® Index over a full market cycle, which is a period that includes both a bull (rising) market and a bear (falling) market cycle. The Fund will primarily invest in U.S. common stocks of companies listed in the S&P 500® Index, but may invest in other large capitalization companies, primarily selected from the largest 500 – 700 U.S. companies based on market capitalization. The Fund will generally take long positions in securities that the Adviser believes to be undervalued based on the Adviser's analysis of the issuer's financial reports and market valuation.

The Adviser seeks to capitalize on pricing inefficiencies in the market by employing a systematic, bottom-up, valuation approach based on the Adviser's proprietary analytical framework to identify companies that appear to be undervalued on both an absolute and relative basis. This approach consists of:

- Researching and analyzing each company in the Adviser's coverage universe according to a methodology that emphasizes fundamentals such as recurring earnings, cash flows, capital efficiency, capital structure, and valuation;
- Identifying and excluding companies that do not conform to the Adviser's valuation methodology or companies judged by the Adviser to have questionable financial reporting;
- Updating the analysis for earning releases, annual (Form 10-K) and quarterly (Form 10-Q) reports and other corporate filings; and
- Recording analysis in a centralized database enabling the Adviser to compare companies and identify longs based on the Adviser's assessment of value.

Generally the portfolio is weighted most heavily towards those stocks that are priced at the largest discount to the Adviser's assessment of value. The portfolio is also subject to the Adviser's risk controls, which include liquidity and diversification considerations. The Fund is rebalanced (generally daily) to manage risk and reposition the portfolio to reflect earnings releases and other new information related to particular companies. Because the Fund generally rebalances its positions on a daily basis, the Fund may experience a high portfolio turnover rate.

## Summary of Principal Risks

The Fund is subject to the principal risks summarized below. These risks could adversely affect the Fund's net asset value ("NAV"), yield and total return. It is possible to lose money by investing in the Fund.

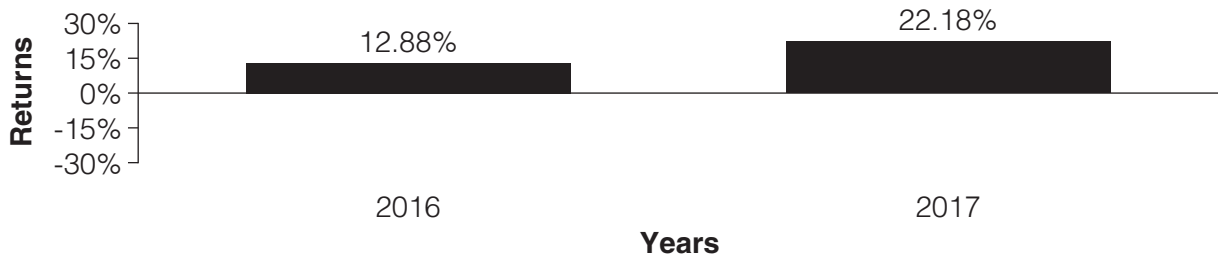
- **Common Stock Risk:** The Fund invests in common stocks. Common stock represents an equity (ownership) interest in a company or other entity. Common stocks are subject to greater fluctuations in market value than certain other asset classes as a result of such factors as a company's business performance, investor perceptions, stock market trends and general economic conditions. The rights of common stockholders are subordinate to all other claims on a company's assets, including debt holders and preferred stockholders. Common stocks risk the loss of all or a substantial portion of the investment.
- **Market Risk:** The Fund is subject to market risk — the risk that securities markets and individual securities will increase or decrease in value. Market risk applies to every market and every security. Security prices may fluctuate widely over short or extended periods in response to market or economic news and conditions, and securities markets also tend to move in cycles. If there is a general decline in the securities markets, it is possible your investment may lose value regardless of the individual results of the companies in which the Fund invests. The magnitude of up and down price or market fluctuations over time is sometimes referred to as "volatility," and it can be significant. In addition, different asset classes and geographic markets may experience periods of significant correlation with each other. As a result of this correlation, the securities and markets in which the Fund invests may experience volatility due to market, economic, political or social events and conditions that may not readily appear to directly relate to such securities, the securities' issuer or the markets in which they trade.
- **Value Style Risk:** The Adviser intends to buy securities, on behalf of the Fund, that it believes are undervalued and short securities it believes are overvalued. Investing in "value" stocks presents the risk that the stocks may never reach what the Adviser believes are their full market values, either because the market fails to recognize what the Adviser considers to be the companies' true business values or because the Adviser misjudges those values. In addition, value stocks may fall out of favor with investors and underperform growth stocks during given periods. Conversely, the Fund will short securities the Adviser believes are overvalued. This presents the risk that a stock's

value may not decrease to what the Adviser believes is its true market values because the market fails to recognize what the Adviser considers to be the company's value, because the Adviser misjudges those values or because the Adviser is required to purchase the security before its investment thesis could be realized.

- **Manager Risk:** If the Adviser makes poor investment decisions, it will negatively affect the Fund's investment performance.
- **Database Errors:** The investment strategy used by the Adviser relies on proprietary databases and third-party data sources. Data entries made by the Adviser's team of financial analysts or third-parties may contain errors, as may the database system used to store such data. Any errors in the underlying data sources, data entry or database may result in the Fund acquiring or selling investments based on incorrect information. When data proves to be incorrect, misleading, flawed or incomplete, any decisions made in reliance thereon expose the Fund to potential risks. For example, by relying on such data the Adviser may be induced to buy or sell certain investments it would not have if the data was correct. As a result, the Fund could incur losses or miss out on gains on such investments before the errors are identified and corrected.
- **Systems Risk:** The Fund depends on the Adviser to develop and implement appropriate systems for its activities. The Adviser relies extensively on computer programs and systems to implement and monitor the Fund's investment strategy. The development, implementation and maintenance of these systems is complex and involves substantial research and modeling (which is then generally translated into computer code and manual and automated processes) and the retrieval, filtering, processing, translation and analysis of large amounts of financial and other corporate data. As a result, there is a risk of human or technological errors affecting the portfolio construction process and order origination, including errors in programming (e.g., "bugs" and classic coding errors), modeling, design, translational errors and compatibility issues with data sets and among systems. Similarly, with regard to trading and other systems or equipment that the Adviser utilizes, any or all of the following events may occur: (i) failures or interruptions in access to or the operations of such systems or equipment; (ii) loss of functionality; (iii) corruption; (iv) compromises in security; (v) loss of power; and (vi) other situations that adversely affect such systems or equipment. There can be no guarantee that such defects or issues will be identified in time to avoid a material adverse effect on the Fund. For example, such failures could cause the Adviser to be induced to buy or sell certain investments it would not have if the failure had not occurred.
- **Cybersecurity Risk:** As part of its business, the Adviser processes, stores and transmits large amounts of electronic information, including information relating to the transactions of the Fund. The Adviser and Fund are therefore susceptible to cybersecurity risk. Cybersecurity failures or breaches of the Fund or its service providers have the ability to cause disruptions and impact business operations, potentially resulting in financial losses, the inability of Fund shareholders to transact business, violations of applicable privacy and other laws, regulatory fines, penalties and/or reputational damage. The Fund and its shareholders could be negatively impacted as a result.
- **High Portfolio Turnover Risk:** The Fund may sell its securities, regardless of the length of time that they have been held, if the Adviser determines that it would be in the Fund's best interest to do so. It is anticipated that the Fund will frequently adjust the size of its positions. These transactions will increase the Fund's "portfolio turnover" and the Fund may experience a high portfolio turnover rate (over 100%). High turnover rates generally result in higher brokerage costs, may have adverse tax consequences and therefore may reduce the Fund's returns. Frequent purchases and sales of portfolio securities may result in higher Fund expenses and may result in more significant distributions of short-term capital gains to investors, which are taxed as ordinary income.
- **Volatility Risk:** The Fund's investments may increase or decrease in value over a short period of time. This may cause the Fund's net asset value per share to experience significant increases or declines in value over short periods of time. All investments are subject to the risk of loss.
- **Tax Legislation Risk:** On December 22, 2017, new tax legislation was enacted which includes changes to tax rates, restrictions on miscellaneous itemized deductions, changes to the dividends received deduction, restrictions on the deductibility of interest, and changes to the taxation of the international operations of domestic businesses. Certain changes have sunset provisions, which are important to note. Because the tax legislation is newly enacted and Treasury Regulations related to the legislation have not been drafted, there is uncertainty in how the newly enacted tax legislation will affect the Fund's investments, as such impact may be adverse. Shareholders are urged and advised to consult their own tax advisor with respect to the impact of this legislation.

**Performance Information**

The bar chart and table shown below provide some indication of the risks of investing in the Fund by showing the Fund's performance for the past two calendar years and by showing how the Fund's average annual returns for one year and since inception periods compared with those of the S&P 500® Total Return Index, a broad measure of market performance. Performance reflects contractual fee waivers in effect. If fee waivers were not in place, performance would be reduced. The Fund's past performance (before and after taxes) is not necessarily an indication of how the Fund will perform in the future. Updated performance information is available by calling the Fund toll-free at (877) 974-6852.



During the periods shown in the chart:

<b><u>Best Quarter</u></b>	<b><u>Worst Quarter</u></b>
8.16%	0.19%
December 31, 2017	June 30, 2016

**Gotham Institutional Value Fund Class I Shares**

<b><u>Average Annual Total Returns for the periods ended December 31, 2017</u></b>	<b><u>1 Year</u></b>	<b><u>Since Inception (December 31, 2015)</u></b>
Class I Shares Return Before Taxes . . . . .	22.18%	17.44%
Return After Taxes on Distributions <sup>1</sup> . . . . .	17.98%	14.83%
Return After Taxes on Distributions and Sale of Shares <sup>1</sup> . . . . .	14.72%	12.86%
S&P 500® Total Return Index (reflects no deductions for fees, expenses or taxes) <sup>2</sup> . . . . .	21.83%	16.79%

<sup>1</sup> After-tax returns are calculated using the historical highest individual federal marginal income tax rates and do not reflect the impact of state and local taxes. Actual after-tax returns depend on your tax situation and may differ from those shown and are not relevant if you hold your shares through tax-deferred arrangements, such as 401(k) plans or individual retirement accounts.

<sup>2</sup> The S&P 500® Total Return Index is a widely recognized unmanaged index of 500 common stocks, which are generally representative of the U.S. stock market as a whole. The returns provided for the S&P 500® Total Return Index include the reinvestment of dividends.

**Management of the Fund**

**Investment Adviser**

Gotham Asset Management, LLC

**Portfolio Managers**

- **Joel Greenblatt** is a Managing Principal and Co-Chief Investment Officer of Gotham and has been a Portfolio Manager to the Fund since its inception in 2015.
- **Robert Goldstein** is a Managing Principal and Co-Chief Investment Officer of Gotham and has been a Portfolio Manager to the Fund since its inception in 2015.

**Purchase and Sale of Fund Shares**

Shares of the Fund may be purchased and sold (redeemed) on any business day when the New York Stock Exchange is open for regular trading. Such purchases and redemptions can be made through a broker-dealer or other financial

intermediary or directly with the Fund by sending a completed application to the addresses below. **For applications and more information please call Shareholder Services toll-free at (877) 974-6852 (“Shareholder Services”).**

**Regular Mail:**

Gotham Funds  
FundVantage Trust  
c/o BNY Mellon Investment Servicing  
P.O. Box 9829  
Providence, RI 02940-8029

**Overnight Mail:**

Gotham Funds  
FundVantage Trust  
c/o BNY Mellon Investment Servicing  
4400 Computer Drive  
Westborough, MA 01581-1722

**Purchase by Wire for Accounts Held Directly with the Fund**

Please contact Shareholder Services toll-free at (877) 974-6852 for current wire instructions.

**Minimum Investment Requirements**

The minimum initial investment for shares is \$250,000 and the minimum for each subsequent investment is \$5,000.

**Redemption by Telephone for Accounts Held Directly with the Fund**

Please call Shareholder Services toll-free at (877) 974-6852.

**Purchases and Redemptions for Accounts Held through a Financial Intermediary**

Contact your financial intermediary.

**Tax Information**

The Fund intends to make distributions that may be taxed as ordinary income or capital gains. Such distributions are not currently taxable when shares are held through a tax-deferred arrangement, such as a 401(k) plan or an individual retirement account. However, subsequent withdrawals from any tax-deferred account in which the shares are held may be subject to federal income tax.

**Payments to Broker-Dealers and Other Financial Intermediaries**

If you purchase the Fund through a broker-dealer or other financial intermediary (such as a bank), you may be required to pay a commission to your broker or financial intermediary depending on your arrangements with them. In addition, the Fund and its related companies may pay the financial intermediary for the sale of Fund shares and/or related services to shareholders. These payments may create a conflict of interest by influencing the broker-dealer or other financial intermediary and your salesperson to recommend the Fund over another investment. Ask your salesperson or visit your financial intermediary's website for more information.

## GOTHAM TOTAL RETURN FUND

### Investment Objective

The Gotham Total Return Fund (the “Fund”) seeks long-term capital appreciation.

### Expenses and Fees

This table describes the fees and expenses that you may pay if you buy and hold shares of the Fund.

#### Shareholder Fees (fees paid directly from your investment):

	Institutional Class	Investor Class
Redemption Fee (as a percentage of amount redeemed within 30 days of purchase) . . . . .	1.00%	1.00%

#### Annual Fund Operating Expenses (expenses that you pay each year as a percentage of the value of your investment):

Management Fees <sup>1</sup> . . . . .	None	None
Distribution and/or Service (Rule 12b-1) Fees . . . . .	None	0.25%
Other Expenses . . . . .	0.74%	0.74%
Total Acquired Fund Fees and Expenses (“AFFE”) . . . . .	3.51%	3.51%
AFFE Attributable to Acquired Fund Management Fees . . . . .	0.88%	0.88%
AFFE Attributable to Acquired Fund Dividend and Interest Expense on Securities Sold Short . . . . .	1.99%	1.99%
AFFE Attributable to Acquired Fund Other Expenses . . . . .	0.64%	0.64%
<b>Total Annual Fund Operating Expenses<sup>2</sup> . . . . .</b>	<b>4.25%</b>	<b>4.50%</b>
Fee Waivers and/or Expense Reimbursements <sup>3</sup> . . . . .	(0.74)%	(0.74)%
<b>Total Annual Fund Operating Expenses After Fee Waivers and/or Expense Reimbursements<sup>2,3</sup> . . . . .</b>	<b>3.51%</b>	<b>3.76%</b>

<sup>1</sup> Gotham Asset Management, LLC (“Gotham” or the “Adviser”) is not entitled to receive an investment advisory fee on Fund assets invested in mutual funds advised by Gotham (each an “underlying fund” and collectively, the “underlying funds”), but is entitled to receive an investment advisory fee of 1.00% (prior to May 1, 2017, the advisory fee was 2.00%) of the Fund’s average net assets invested in investments other than an underlying fund. While Gotham does not receive an investment advisory fee from the Fund on assets invested in an underlying fund, it does receive an investment advisory fee from each underlying fund as investment adviser to such funds. The Fund does not currently expect to invest in assets other than underlying funds; however, to the extent it does, the Fund will pay an advisory fee on such assets.

<sup>2</sup> “Total Annual Fund Operating Expenses” will not correlate to the ratio of expenses to average net assets that will be disclosed in the Fund’s annual and semi-annual reports to shareholders in the financial highlights table, which reflects the operating expenses of the Fund and does not include “Acquired Fund Fees and Expenses.”

<sup>3</sup> The Adviser has contractually agreed to reduce its investment advisory fee and/or reimburse certain expenses of the Fund to the extent necessary to ensure that the Fund’s total operating expenses (exclusive of taxes, “Acquired Fund Fees and Expenses,” dividend and interest expense on securities sold short, interest, extraordinary items, management fees (if any) and brokerage commissions), do not exceed 0.00% with respect to Institutional Class shares, (on an annual basis) and 0.25% with respect to Investor Class shares, (on an annual basis) of average daily net assets of the Fund (the “Expense Limitation”). The Expense Limitation will remain in place until January 31, 2020, unless the Board of Trustees of FundVantage Trust (the “Trust”) approves its earlier termination. Prior to January 1, 2017, the Expense Limitation for Institutional Class shares was 0.17% and prior to June 1, 2015, the Expense Limitation for Institutional Class shares was 0.25%. The Adviser is entitled to recover, subject to approval by the Board of Trustees, such amounts reduced or reimbursed for a period of up to three (3) years from the date on which the Adviser reduced its compensation and/or assumed expenses for the Fund. The recoupment of fees waived or expenses reimbursed are limited to the lesser of (a) the Expense Limitation in effect at the time fees were waived or expenses were reimbursed, and (b) the Expense Limitation in effect at the time of recoupment.

## Expense Example

This Example is intended to help you compare the cost of investing in the Fund with the cost of investing in other mutual funds. The Example assumes that you invest \$10,000 in the Fund's Institutional Class shares and Investor Class shares for the time periods indicated and then redeem all of your shares at the end of those periods. The Example also assumes that your investment has a 5% return each year and that the Fund's operating expenses remain the same. Although your actual costs may be higher or lower, based on these assumptions your costs would be:

	<u>1 Year</u>	<u>3 Years</u>	<u>5 Years</u>	<u>10 Years</u>
Institutional Class . . . . .	\$354	\$1,152	\$2,041	\$4,321
Investor Class . . . . .	\$378	\$1,224	\$2,155	\$4,526

## Portfolio Turnover

The Fund, which operates as a fund of funds and invests in underlying funds, does not pay transaction costs, such as commissions, when it buys and sells shares of underlying funds (or "turns over" its portfolio). An underlying fund, and the Fund to the extent it invests in assets other than funds, does pay transaction costs when it turns over its portfolio, and a higher portfolio turnover rate may indicate higher transaction costs. A higher portfolio turnover rate may result in higher taxes when fund shares are held in a taxable account. These costs, which are not reflected in annual fund operating expenses or in the example, affect the performance of the underlying funds and of the Fund. During the most recent fiscal year, the Fund's portfolio turnover rate was 27.24% of the average value of its portfolio.

## Summary of Principal Investment Strategies

The Fund seeks to achieve its objective primarily by investing in other funds managed by the Adviser as described below. By following the investment strategy described below, the Fund hopes to achieve its investment objective and in doing so, outperform the investment returns of the top ranked university endowments over a full market cycle, which is a period that includes both a bull (rising) market and a bear (falling) market cycle.

The Fund intends to allocate the majority of its assets among mutual funds advised by Gotham (each an "underlying fund" and collectively, the "underlying funds"). Each of the underlying funds utilizes a long/short equity strategy with varying levels of net exposure (long positions less short positions). The Adviser expects that the net exposure for the Fund will be in the range of approximately 40% – 85% during normal market conditions. The Fund's allocation to the underlying funds and investments will be rebalanced based on the Adviser's current assessment of market conditions.

As a fund of funds, in addition to the underlying funds, the Fund may purchase shares of other registered investment companies where the investment adviser is not the same as, or affiliated with, Gotham, including ETFs. The Fund may also invest in equity securities directly.

## The Underlying Funds

Each of the underlying funds takes long positions in securities that the Adviser believes to be undervalued and short positions in securities that the Adviser believes to be overvalued, based on the Adviser's analysis of the issuer's financial reports and market valuation. The underlying funds generally invest in U.S. common stocks.

For each of the underlying funds, the Adviser employs a systematic bottom-up approach based on the Adviser's proprietary analytical framework. This approach consists of:

- Researching and analyzing each company in the Adviser's coverage universe according to a methodology that emphasizes fundamentals such as recurring earnings, cash flows, capital efficiency, capital structure, and valuation;
- Identifying and excluding companies that do not conform to the Adviser's valuation methodology or companies judged by the Adviser to have questionable financial reporting;
- Updating the analysis for earning releases, annual (Form 10-K) and quarterly (Form 10-Q) reports and other corporate filings; and
- Recording analysis in a centralized database enabling the Adviser to compare companies and identify longs and shorts based on the Adviser's assessment of value.

Generally, each underlying fund's long portfolio is weighted most heavily towards those stocks that are priced at the largest discount to the Adviser's assessment of value. Similarly, the short portfolio of each underlying fund is generally weighted



most heavily towards those short positions selling at the largest premium to the Adviser's measures of value. The underlying funds are subject to the Adviser's risk controls, which include liquidity and diversification considerations. The underlying funds are rebalanced (generally daily) to maintain exposure levels, manage risk and reposition the portfolios to reflect earnings releases and other new information related to particular companies. Because each underlying fund generally rebalances its long and short positions on a daily basis, the Fund and the underlying funds may each experience a high portfolio turnover rate.

Each of the underlying fund's investment of the proceeds of short sales creates leverage in such underlying fund, which may amplify changes in such underlying fund's net asset value. The underlying funds also lend portfolio securities to brokers, dealers and other financial organizations meeting capital and other credit requirements or other criteria established by the Board of Trustees. Loans of portfolio securities will be collateralized by liquid securities and cash. The underlying funds may invest cash collateral received in securities consistent with their principal investment strategy.

## Summary of Principal Risks

The Fund is subject to the principal risks summarized below. These risks could adversely affect the Fund's net asset value ("NAV"), yield and total return. It is possible to lose money by investing in the Fund.

- **Underlying Fund Risk:** The ability of the Fund to meet its investment objective is directly related to the ability of the underlying funds to meet their objectives as well as the allocation among those underlying funds. The value of the underlying funds' investments, and the NAVs of the shares of both the Fund and the underlying funds, will fluctuate in response to various market and economic factors related to the equity markets, as well as the financial condition and prospects of issuers in which the underlying funds invest. There can be no assurance that the underlying funds will achieve their respective investment objectives. The Fund is subject to the risks of the underlying funds in direct proportion to the allocation of its assets among the underlying funds. Shareholders will bear the indirect proportionate expenses of investing in the underlying funds.
- **Asset Allocation Risk:** The risk that the selection by a manager of the underlying funds and the allocation of the Fund's assets among the underlying funds will cause the Fund to underperform other funds with similar investment objectives. The Fund's investment in any one underlying fund or asset class may exceed 25% of the Fund's total assets, which may cause it to be subject to greater risk than a more diversified fund.
- **Common Stock Risk:** The Fund and underlying funds may invest in common stocks. Common stock represents an equity (ownership) interest in a company or other entity. Common stocks are subject to greater fluctuations in market value than certain other asset classes as a result of such factors as a company's business performance, investor perceptions, stock market trends and general economic conditions. The rights of common stockholders are subordinate to all other claims on a company's assets, including debt holders and preferred stockholders. Common stocks risk the loss of all or a substantial portion of the investment.
- **Market Risk:** The Fund and each underlying fund are subject to market risk — the risk that securities markets and individual securities will increase or decrease in value. Market risk applies to every market and every security. Security prices may fluctuate widely over short or extended periods in response to market or economic news and conditions, and securities markets also tend to move in cycles. If there is a general decline in the securities markets, it is possible your investment may lose value regardless of the individual results of the companies in which the Fund or an underlying fund invests. The magnitude of up and down price or market fluctuations over time is sometimes referred to as "volatility," and it can be significant. In addition, different asset classes and geographic markets may experience periods of significant correlation with each other. As a result of this correlation, the securities and markets in which the Fund or an underlying fund invests may experience volatility due to market, economic, political or social events and conditions that may not readily appear to directly relate to such securities, the securities' issuer or the markets in which they trade.
- **Value Style Risk:** The Adviser intends to buy securities, on behalf of the Fund, that it believes are undervalued and short securities it believes are overvalued. Investing in "value" stocks presents the risk that the stocks may never reach what the Adviser believes are their full market values, either because the market fails to recognize what the Adviser considers to be the companies' true business values or because the Adviser misjudges those values. In addition, value stocks may fall out of favor with investors and underperform growth stocks during given periods. Conversely, the Fund will short securities the Adviser believes are overvalued. This presents the risk that a stock's value may not decrease to what the Adviser believes is its true market values because the market fails to recognize what the Adviser considers to be the company's value, because the Adviser misjudges those values or because the Adviser is required to purchase the security before its investment thesis could be realized.

- **Short Sale Risk:** Short selling a security involves selling a borrowed security with the expectation that the value of that security will decline so that the security may be purchased at a lower price when returning the borrowed security. The risk for loss on short selling is greater than the original value of the securities sold short because the price of the borrowed security may rise, thereby increasing the price at which the security must be purchased. Any such loss is increased by the amount of premium or interest the Fund must pay to the lender of the security. Likewise, any gain will be decreased by the amount of premium or interest the Fund must pay to the lender of the security. Although the Fund's gain is limited to the price at which it sold the security short, its potential loss is limited only by the maximum attainable price of the security, less the price at which the security was sold and may, theoretically, be unlimited. Government actions also may affect the Fund's ability to engage in short selling. In addition, the Fund may be subject to expenses related to short sales that are not typically associated with investing in securities directly, such as costs of borrowing and margin account maintenance costs associated with the Fund's open short positions. These types of short sales expenses (sometimes referred to as the "negative cost of carry") negatively impact the performance of the Fund since these expenses tend to cause the Fund to lose money on a short sale even in instances where the price of the underlying security sold short does not change over the duration of the short sale. The Fund may not be able to borrow a security that it needs to deliver or it may not be able to close out a short position at an acceptable price and may have to sell long positions earlier than it had expected.
- **Leverage:** The Fund will utilize leverage in its investment program, including through its investment of short sale proceeds. Investing of short sale proceeds increases leverage because the Fund uses the proceeds to purchase additional securities consistent with the Fund's investment program. The use of leverage allows the Fund to make additional investments, thereby increasing its exposure to assets, such that its total assets may be greater than its capital. However, leverage also magnifies the volatility of changes in the value of the Fund's portfolio. The effect of the use of leverage by the Fund in a market that moves adversely to its investments could result in substantial losses to the Fund, which would be greater than if the Fund were not leveraged. Because a short position loses value as the security's price increases, the loss on a short sale is theoretically unlimited.

The short sale proceeds utilized by the Fund to leverage investments are collateralized by all or a portion of the Fund's portfolio. Accordingly, the Fund may pledge securities in order to effect short sales, utilize short sale proceeds or otherwise obtain leverage for investment or other purposes. Should the securities pledged to brokers to secure the Fund's margin accounts decline in value, the Fund could be subject to a "margin call", pursuant to which the Fund must either deposit additional funds or securities with the broker or suffer mandatory liquidation of all or a portion of the pledged securities to compensate for the decline in value. The banks and dealers that provide leverage to the Fund have discretion to change the Fund's margin requirements at any time. Changes by counterparties in the foregoing may result in large margin calls, loss of leverage and forced liquidations of positions at disadvantageous prices. There can be no assurance that the Fund will be able to secure or maintain adequate leverage to pursue its investment strategy. The utilization of short sale proceeds for leverage will cause the Fund to be subject to higher transaction fees and other costs.

- **Manager Risk:** If the Adviser makes poor investment decisions, it will negatively affect the Fund's or an underlying fund's investment performance.
- **Database Errors:** The investment strategy used by the Adviser relies on proprietary databases and third-party data sources. Data entries made by the Adviser's team of financial analysts or third-parties may contain errors, as may the database system used to store such data. Any errors in the underlying data sources, data entry or database may result in the Fund acquiring or selling investments based on incorrect information. When data proves to be incorrect, misleading, flawed or incomplete, any decisions made in reliance thereon expose the Fund to potential risks. For example, by relying on such data the Adviser may be induced to buy or sell certain investments it would not have if the data was correct. As a result, the Fund could incur losses or miss out on gains on such investments before the errors are identified and corrected.
- **Systems Risk:** The Fund and underlying funds depend on the Adviser to develop and implement appropriate systems for its activities. The Adviser relies extensively on computer programs and systems to implement and monitor the funds' investment strategies. The development, implementation and maintenance of these systems is complex and involves substantial research and modeling (which is then generally translated into computer code and manual and automated processes) and the retrieval, filtering, processing, translation and analysis of large amounts of financial and other corporate data. As a result, there is a risk of human or technological errors affecting the portfolio construction process and order origination, including errors in programming (e.g., "bugs" and classic coding errors), modeling, design, translational errors and compatibility issues with data sets and among systems. Similarly, with regard to trading

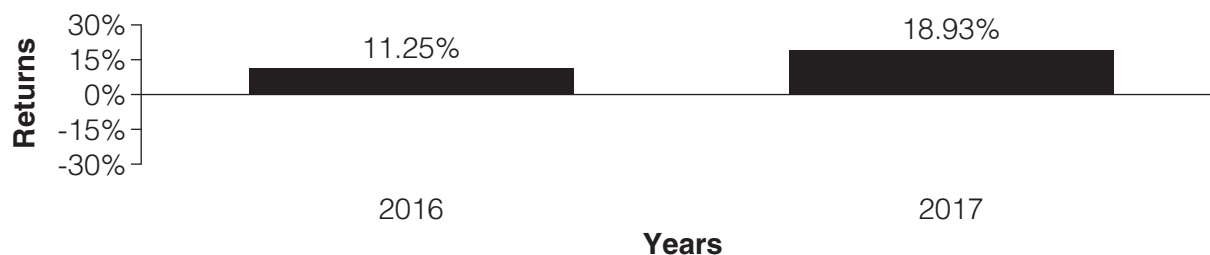
and other systems or equipment that the Adviser utilizes, any or all of the following events may occur: (i) failures or interruptions in access to or the operations of such systems or equipment; (ii) loss of functionality; (iii) corruption; (iv) compromises in security; (v) loss of power; and (vi) other situations that adversely affect such systems or equipment. There can be no guarantee that such defects or issues will be identified in time to avoid a material adverse effect on the funds. For example, such failures could cause the Adviser to be induced to buy or sell certain investments it would not have if the failure had not occurred.

- **Small and Mid-Cap Securities:** In addition to large cap securities, the Fund or underlying funds may also invest in small and mid-cap companies. Investments in small and mid-cap companies may be riskier than investments in larger, more established companies. The securities of smaller companies may trade less frequently and in smaller volumes, and as a result, may be less liquid than securities of larger companies. In addition, smaller companies may be more vulnerable to economic, market and industry changes. As a result, share price changes may be more sudden or erratic than the prices of other equity securities, especially over the short-term. Because smaller companies may have limited product lines, markets or financial resources or may depend on a few key employees, they may be more susceptible to particular economic events or competitive factors than large capitalization companies.
- **Cybersecurity Risk:** As part of its business, the Adviser processes, stores and transmits large amounts of electronic information, including information relating to the transactions of the Fund and the underlying funds. The Adviser and fund are therefore susceptible to cybersecurity risk. Cybersecurity failures or breaches of the funds or their service providers have the ability to cause disruptions and impact business operations, potentially resulting in financial losses, the inability of fund shareholders to transact business, violations of applicable privacy and other laws, regulatory fines, penalties and/or reputational damage. The Fund and its shareholders could be negatively impacted as a result.
- **High Portfolio Turnover Risk:** The underlying funds may sell their securities, regardless of the length of time that they have been held, if the Adviser determines that it would be in the underlying funds' best interest to do so. It is anticipated that the underlying funds will frequently adjust the size of their long and short positions. These transactions will increase an underlying fund's "portfolio turnover" and the underlying fund may experience a high portfolio turnover rate (over 100%). High turnover rates generally result in higher brokerage costs, may have adverse tax consequences and therefore may reduce the underlying funds', and therefore the Fund's, returns. Frequent purchases and sales of portfolio securities may result in higher expenses and may result in more significant distributions of short-term capital gains to investors, which are taxed as ordinary income.
- **Securities Lending Risk:** The Fund or an underlying fund may make secured loans of its portfolio securities in an amount not exceeding 33⅓% of the value of the Fund's total assets. The risks in lending portfolio securities, as with other extensions of credit, consist of possible delay in recovery of the securities and possible loss of rights in the collateral should the borrower fail financially, including possible impairment of the Fund's or underlying funds' ability to vote the securities on loan. If a loan is collateralized by cash, the Fund (or underlying fund) typically invests the cash collateral for its own account and may pay a fee to the borrower that normally represents a portion of the Fund's (or underlying fund's) earnings on the collateral. Because the Fund (or underlying fund) may invest collateral in any investments in accordance with its investment objective, the Fund's (or underlying fund's) securities lending transactions will result in investment leverage. The Fund and underlying funds bear the risk that the value of investments made with collateral may decline.
- **Volatility Risk:** The Fund's investments may increase or decrease in value over a short period of time. This may cause the Fund's net asset value per share to experience significant increases or declines in value over short periods of time. All investments are subject to the risk of loss.
- **Tax Legislation Risk:** On December 22, 2017, new tax legislation was enacted which includes changes to tax rates, restrictions on miscellaneous itemized deductions, changes to the dividends received deduction, restrictions on the deductibility of interest, and changes to the taxation of the international operations of domestic businesses. Certain changes have sunset provisions, which are important to note. Because the tax legislation is newly enacted and Treasury Regulations related to the legislation have not been drafted, there is uncertainty in how the newly enacted tax legislation will affect the Fund's investments, as such impact may be adverse. Shareholders are urged and advised to consult their own tax advisor with respect to the impact of this legislation.

## Performance Information

The bar chart and table shown below provide some indication of the risks of investing in the Fund by showing the Fund's performance for the past two calendar years and by showing how the Fund's average annual returns for one year and since

inception periods compared with those of the S&P 500® Total Return Index and the HFRX Equity Hedge Index, each a broad measure of market performance. Performance reflects contractual fee waivers in effect. If fee waivers were not in place, performance would be reduced. The Fund's past performance (before and after taxes) is not necessarily an indication of how the Fund will perform in the future. Investor Class shares would have similar annual returns because the shares are invested in the same portfolio of securities and the annual returns would differ only to the extent that the classes do not have the same expenses. Distribution and/or Service (Rule 12b-1) Fees are not reflected in the bar chart or the calendar year-to-date returns; if Distribution and/or Service (Rule 12b-1) Fees were reflected, the bar chart and the calendar year-to-date returns would be less than those shown. Return information for the Fund's Investor Class shares will be shown in future prospectuses offering the Fund's Investor Class shares after the Fund's Investor Class shares have a full calendar year of return information to report. Updated performance information is available by calling the Fund toll-free at (877) 974-6852.



During the periods shown in the chart:

<u>Best Quarter</u>	<u>Worst Quarter</u>
8.99%	(3.99)%
December 31, 2017	June 30, 2016

**Gotham Total Return Fund Class I Shares**

<u>Average Annual Total Returns for the periods ended December 31, 2017</u>	<u>1 Year</u>	<u>Since Inception (March 31, 2015)</u>
Class I Shares Return Before Taxes . . . . .	18.93%	9.73%
Return After Taxes on Distributions <sup>1</sup> . . . . .	18.77%	9.41%
Return After Taxes on Distributions and Sale of Shares <sup>1</sup> . . . . .	10.73%	7.42%
HFRX Equity Hedge Index (reflects no deduction for fees, expenses or taxes) <sup>2</sup> . . . . .	9.98%	1.86%
S&P 500® Total Return Index (reflects no deductions for fees or expenses or taxes) <sup>3</sup> . . . . .	21.83%	12.13%

<sup>1</sup> After-tax returns are calculated using the historical highest individual federal marginal income tax rates and do not reflect the impact of state and local taxes. Actual after-tax returns depend on your tax situation and may differ from those shown and are not relevant if you hold your shares through tax-deferred arrangements, such as 401(k) plans or individual retirement accounts.

<sup>2</sup> The HFRX Equity Hedge Index is engineered to achieve representative performance of a larger universe of funds employing Equity Hedge Strategies. Equity Hedge Strategies maintain positions both long and short in primarily equity and equity derivative securities. A wide variety of investment processes can be employed to arrive at an investment decision, including both quantitative and fundamental techniques; strategies can be broadly diversified or narrowly focused on specific sectors and can range broadly in terms of levels of net exposure, leverage employed, holding period, concentrations of market capitalizations and valuation ranges of typical portfolios. Equity Hedge managers would typically maintain at least 50%, and may in some cases be substantially invested in equities, both long and short.

<sup>3</sup> The S&P 500® Total Return Index is a widely recognized unmanaged index of 500 common stocks, which are generally representative of the U.S. stock market as a whole. The returns provided for the S&P 500® Total Return Index include the reinvestment of dividends.

**Management of the Fund**

**Investment Adviser**

Gotham Asset Management, LLC

## Portfolio Managers

- **Joel Greenblatt** is a Managing Principal and Co-Chief Investment Officer of Gotham and has been a Portfolio Manager to the Fund since its inception in 2015.
- **Robert Goldstein** is a Managing Principal and Co-Chief Investment Officer of Gotham and has been a Portfolio Manager to the Fund since its inception in 2015.

## Purchase and Sale of Fund Shares

Shares of the Fund may be purchased and sold (redeemed) on any business day when the New York Stock Exchange is open for regular trading. Such purchases and redemptions can be made through a broker-dealer or other financial intermediary or directly with the Fund by sending a completed application to the addresses below. **For applications and more information please call Shareholder Services toll-free at (877) 974-6852 (“Shareholder Services”).**

### Regular Mail:

Gotham Funds  
FundVantage Trust  
c/o BNY Mellon Investment Servicing  
P.O. Box 9829  
Providence, RI 02940-8029

### Overnight Mail:

Gotham Funds  
FundVantage Trust  
c/o BNY Mellon Investment Servicing  
4400 Computer Drive  
Westborough, MA 01581-1722

## Purchase by Wire for Accounts Held Directly with the Fund

Please contact Shareholder Services toll-free at (877) 974-6852 for current wire instructions.

## Minimum Investment Requirements

### Institutional Class Shares

The minimum initial investment for shares is \$250,000 and the minimum for each subsequent investment is \$5,000.

### Investor Class Shares

The minimum initial investment for shares is \$2,500 and the minimum for each subsequent investment is \$500.

## Redemption by Telephone for Accounts Held Directly with the Fund

Please call Shareholder Services toll-free at (877) 974-6852.

## Purchases and Redemptions for Accounts Held through a Financial Intermediary

Contact your financial intermediary.

## Tax Information

The Fund intends to make distributions that may be taxed as ordinary income or capital gains. Such distributions are not currently taxable when shares are held through a tax-deferred arrangement, such as a 401(k) plan or an individual retirement account. However, subsequent withdrawals from any tax-deferred account in which the shares are held may be subject to federal income tax.

## Payments to Broker-Dealers and Other Financial Intermediaries

If you purchase the Fund through a broker-dealer or other financial intermediary (such as a bank), you may be required to pay a commission to your broker or financial intermediary depending on your arrangements with them. In addition, the Fund and its related companies may pay the financial intermediary for the sale of Fund shares and/or related services to shareholders. These payments may create a conflict of interest by influencing the broker-dealer or other financial intermediary and your salesperson to recommend the Fund over another investment. Ask your salesperson or visit your financial intermediary's website for more information.

## GOTHAM MASTER NEUTRAL FUND

### Investment Objective

The Gotham Master Neutral Fund (the “Fund”) seeks long-term capital appreciation with minimal correlation to the general stock market.

### Expenses and Fees

This table describes the fees and expenses that you may pay if you buy and hold shares of the Fund.

#### Shareholder Fees (fees paid directly from your investment):

	<b>Institutional Class</b>
Redemption Fee (as a percentage of amount redeemed within 30 days of purchase) . . . . .	1.00%

#### Annual Fund Operating Expenses (expenses that you pay each year as a percentage of the value of your investment):

Management Fees <sup>1</sup> . . . . .	0.75%
Distribution and/or Service (Rule 12b-1) Fees . . . . .	None
Other Expenses . . . . .	4.29%
Dividend and Interest Expense on Securities Sold Short . . . . .	0.00%
Other Operating Expenses . . . . .	4.29%
Total Acquired Fund Fees and Expenses (“AFFE”) . . . . .	0.80%
AFFE Attributable to Acquired Fund Management Fees . . . . .	0.40%
AFFE Attributable to Acquired Fund Dividend and Interest Expense on Securities Sold Short . . . . .	0.35%
AFFE Attributable to Acquired Fund Other Expenses . . . . .	0.05%
<b>Total Annual Fund Operating Expenses<sup>2,3</sup></b> . . . . .	<b>5.84%</b>
Fee Waivers and/or Expense Reimbursements <sup>3</sup> . . . . .	(4.29)%
<b>Total Annual Fund Operating Expenses After Fee Waivers and/or Expense Reimbursements<sup>2,3</sup></b> . . . . .	<b>1.55%</b>

<sup>1</sup> Gotham Asset Management, LLC (“Gotham” or the “Adviser”) is not entitled to receive an investment advisory fee on Fund assets invested in mutual funds advised by Gotham (each an “underlying fund” and collectively, the “underlying funds”), but is entitled to receive an investment advisory fee of 0.75% of the Fund’s average net assets invested in investments other than an underlying fund. While Gotham does not receive an investment advisory fee from the Fund on assets invested in an underlying fund, it does receive an investment advisory fee from each underlying fund as investment adviser to such funds. The Fund initially expects to invest approximately 40% of its assets directly; the Fund will pay an advisory fee on such directly invested assets.

<sup>2</sup> “Total Annual Fund Operating Expenses” will not correlate to the ratio of expenses to average net assets that will be disclosed in the Fund’s annual and semi-annual reports to shareholders in the financial highlights table, which reflects the operating expenses of the Fund and does not include “Acquired Fund Fees and Expenses.”

<sup>3</sup> The Adviser has contractually agreed to reduce its investment advisory fee and/or reimburse certain expenses of the Fund to the extent necessary to ensure that the Fund’s total operating expenses (exclusive of taxes, “Acquired Fund Fees and Expenses,” dividend and interest expense on securities sold short, interest, extraordinary items, management fees (if any) and brokerage commissions), do not exceed 0.00% (on an annual basis) of average daily net assets of the Fund (the “Expense Limitation”). The Expense Limitation will remain in place until January 31, 2020, unless the Board of Trustees of FundVantage Trust (the “Trust”) approves its earlier termination. The Adviser is entitled to recover, subject to approval by the Board of Trustees, such amounts reduced or reimbursed for a period of up to three (3) years from the date on which the Adviser reduced its compensation and/or assumed expenses for the Fund. The Adviser is permitted to seek reimbursement from the Fund, for fees it waived and Fund expenses it paid to the extent the total annual fund expenses do not exceed the limits described above or any lesser limits in effect at the time of the reimbursement. No recoupment will occur unless the Fund’s expenses are below the Expense Limitation.

## Expense Example

This Example is intended to help you compare the cost of investing in the Fund with the cost of investing in other mutual funds. The Example assumes that you invest \$10,000 in the Fund's Institutional Class shares for the time periods indicated and then redeem all of your shares at the end of those periods. The Example also assumes that your investment has a 5% return each year and that the Fund's operating expenses remain the same. Although your actual costs may be higher or lower, based on these assumptions your costs would be:

	<u>1 Year</u>	<u>3 Years</u>
Institutional Class . . . . .	\$158	\$943

## Portfolio Turnover

The Fund, which intends to invest a significant portion of its assets in underlying funds, does not pay transaction costs, such as commissions, when it buys and sells shares of underlying funds (or "turns over" its portfolio). An underlying fund, and the Fund to the extent it invests in assets other than underlying funds, does pay transaction costs when it turns over its portfolio, and a higher portfolio turnover rate may indicate higher transaction costs. It is anticipated that the underlying funds will have high portfolio turnover rates (greater than 100%). A higher portfolio turnover rate may result in higher taxes when fund shares are held in a taxable account. These costs, which are not reflected in annual fund operating expenses or in the example, affect the performance of the underlying funds and of the Fund. For the period from April 28, 2017 (commencement of operations) through September 30, 2017, the portfolio turnover rate was 96.82% (not annualized) of the average value of its portfolio.

## Summary of Principal Investment Strategies

The Fund intends to allocate a significant portion of its assets among mutual funds advised by Gotham (each an "underlying fund" and collectively, the "underlying funds"). Each of the underlying funds utilizes a long/short equity strategy with varying levels of gross exposure (which is the value of the long positions plus its short positions) and/or net exposure (long positions less short positions).

The Fund also intends to invest in securities directly. When investing in securities directly, the Fund will take long positions in securities that the Adviser believes to be undervalued and short positions in securities that the Adviser believes to be overvalued, based on the Adviser's analysis of the issuer's financial reports and market valuation, and by generally following the investment approach described below for the underlying funds. When investing in securities directly, the adviser may also invest in debt securities, including government bonds.

The Fund may also purchase shares of other registered investment companies where the investment adviser is not the same as, or affiliated with, the Adviser, including ETF's. The Adviser expects that the net exposure for the Fund will be in the range of approximately 0% – 30% during normal market conditions. The Fund's allocation among the underlying funds and the portion invested directly is expected to be rebalanced from time to time.

Each of the underlying funds takes long positions in securities that the Adviser believes to be undervalued and short positions in securities that the Adviser believes to be overvalued, based on the Adviser's analysis of the issuer's financial reports and market valuation. The underlying funds generally invest in U.S. common stocks. Certain underlying funds will invest in companies with small and mid-sized market capitalizations.

For each of the underlying funds, the Adviser employs a systematic bottom-up approach based on the Adviser's proprietary analytical framework. This approach consists of:

- Researching and analyzing each company in the Adviser's coverage universe according to a methodology that emphasizes fundamentals such as recurring earnings, cash flows, capital efficiency (i.e., how well an issuer deploys or invests its capital), capital structure (i.e., the manner in which capital is obtained such as through debt, common stock or preferred stock), and valuation;
- Identifying and excluding companies that do not conform to the Adviser's valuation methodology or companies judged by the Adviser to have questionable financial reporting;
- Updating the analysis for earning releases, annual (Form 10-K) and quarterly (Form 10-Q) reports and other corporate filings; and
- Recording analysis in a centralized database enabling the Adviser to compare companies and identify longs and shorts based on the Adviser's assessment of value.

Generally, each underlying fund's long portfolio is weighted most heavily towards those stocks that are priced at the largest discount to the Adviser's assessment of value. Similarly, the short portfolio of each underlying fund is generally weighted most heavily towards those short positions selling at the largest premium to the Adviser's measures of value. The underlying funds are also subject to the Adviser's risk controls, which include liquidity and diversification considerations. The underlying funds are rebalanced (generally daily) to maintain exposure levels, manage risk and reposition the portfolios to reflect earnings releases and other new information related to particular companies. Because each underlying fund generally rebalances its long and short positions on a daily basis, the Fund and the underlying funds may each experience a high portfolio turnover rate.

As of the date of the Prospectus Gotham serves as an investment adviser to 16 mutual funds that may be utilized as underlying funds. Although not a principal investment strategy, the Fund may from time to time, invest in foreign securities.

Each of the underlying funds' investment of the proceeds of short sales creates leverage in such underlying fund, which may amplify changes in such underlying fund's net asset value. The underlying funds also lend portfolio securities to brokers, dealers and other financial organizations meeting capital and other credit requirements or other criteria established by the Board of Trustees. Loans of portfolio securities will be collateralized by liquid securities and cash. The underlying funds may invest cash collateral received in securities consistent with their principal investment strategy.

### Summary of Principal Risks

The Fund is subject to the principal risks summarized below. These risks could adversely affect the Fund's net asset value ("NAV"), yield and total return. It is possible to lose money by investing in the Fund.

- **Underlying Fund Risk:** The ability of the Fund to meet its investment objective is related to the ability of the underlying funds to meet their objectives as well as the allocation among those underlying funds. The value of the underlying funds' investments, and the NAVs of the shares of both the Fund and the underlying funds, will fluctuate in response to various market and economic factors related to the equity markets, as well as the financial condition and prospects of issuers in which the underlying funds invest. There can be no assurance that the underlying funds will achieve their respective investment objectives. The Fund is subject to the risks of the underlying funds in direct proportion to the allocation of its assets among the underlying funds. Shareholders will bear the indirect proportionate expenses of investing in the underlying funds.
- **Asset Allocation Risk:** The risk that the selection by a manager of the underlying funds and the allocation of the Fund's assets among the underlying funds will cause the Fund to underperform other funds with similar investment objectives. The Fund's investment in any one underlying fund or asset class may exceed 25% of the Fund's total assets, which may cause it to be subject to greater risk than a more diversified fund.
- **Common Stock Risk:** The Fund, either directly and/or through the underlying funds, will invest in common stocks. Common stock represents an equity (ownership) interest in a company or other entity. Common stocks are subject to greater fluctuations in market value than certain other asset classes as a result of such factors as a company's business performance, investor perceptions, stock market trends and general economic conditions. The rights of common stockholders are subordinate to all other claims on a company's assets, including debt holders and preferred stockholders. Common stocks risk the loss of all or a substantial portion of the investment.
- **Market Risk:** The Fund and each underlying fund are subject to market risk — the risk that securities markets and individual securities will increase or decrease in value. Market risk applies to every market and every security. Security prices may fluctuate widely over short or extended periods in response to market or economic news and conditions, and securities markets also tend to move in cycles. If there is a general decline in the securities markets, it is possible your investment may lose value regardless of the individual results of the companies in which the Fund or an underlying fund invests. The magnitude of up and down price or market fluctuations over time is sometimes referred to as "volatility," and it can be significant. In addition, different asset classes and geographic markets may experience periods of significant correlation with each other. As a result of this correlation, the securities and markets in which the Fund or an underlying fund invests may experience volatility due to market, economic, political or social events and conditions that may not readily appear to directly relate to such securities, the securities' issuer or the markets in which they trade.
- **Value Style Risk:** The Adviser intends to buy securities, on behalf of the Fund, that it believes are undervalued and short securities it believes are overvalued. Investing in "value" stocks presents the risk that the stocks may never reach what the Adviser believes are their full market values, either because the market fails to recognize what the Adviser considers to be the companies' true business values or because the Adviser misjudges those values. In



addition, value stocks may fall out of favor with investors and underperform growth stocks during given periods. Conversely, the Fund will short securities the Adviser believes are overvalued. This presents the risk that a stock's value may not decrease to what the Adviser believes is its true market value because the market fails to recognize what the Adviser considers to be the company's value, because the Adviser misjudges those values or because the Adviser is required to purchase the security before its investment thesis could be realized.

- **Short Sale Risk:** Short selling a security involves selling a borrowed security with the expectation that the value of that security will decline so that the security may be purchased at a lower price when returning the borrowed security. The risk for loss on short selling is greater than the original value of the securities sold short because the price of the borrowed security may rise, thereby increasing the price at which the security must be purchased. Any such loss is increased by the amount of premium or interest the Fund must pay to the lender of the security. Likewise, any gain will be decreased by the amount of premium or interest the Fund must pay to the lender of the security. Although the Fund's gain is limited to the price at which it sold the security short, its potential loss is limited only by the maximum attainable price of the security, less the price at which the security was sold and may, theoretically, be unlimited. Government actions also may affect the Fund's ability to engage in short selling. In addition, the Fund may be subject to expenses related to short sales that are not typically associated with investing in securities directly, such as costs of borrowing and margin account maintenance costs associated with the Fund's open short positions. These types of short sales expenses (sometimes referred to as the "negative cost of carry") negatively impact the performance of the Fund since these expenses tend to cause the Fund to lose money on a short sale even in instances where the price of the underlying security sold short does not change over the duration of the short sale. The Fund may not be able to borrow a security that it needs to deliver or it may not be able to close out a short position at an acceptable price and may have to sell long positions earlier than it had expected.
- **Leverage:** The Fund will utilize leverage in its investment program, including through its investment of short sale proceeds. Investing of short sale proceeds increases leverage because the Fund uses the proceeds to purchase additional securities consistent with the Fund's investment program. The use of leverage allows the Fund to make additional investments, thereby increasing its exposure to assets, such that its total assets may be greater than its capital. However, leverage also magnifies the volatility of changes in the value of the Fund's portfolio. The effect of the use of leverage by the Fund in a market that moves adversely to its investments could result in substantial losses to the Fund, which would be greater than if the Fund were not leveraged. Because a short position loses value as the security's price increases, the loss on a short sale is theoretically unlimited.

The short sale proceeds utilized by the Fund to leverage investments are collateralized by all or a portion of the Fund's portfolio. Accordingly, the Fund may pledge securities in order to effect short sales, utilize short sale proceeds or otherwise obtain leverage for investment or other purposes. Should the securities pledged to brokers to secure the Fund's margin accounts decline in value, the Fund could be subject to a "margin call", pursuant to which the Fund must either deposit additional funds or securities with the broker or suffer mandatory liquidation of all or a portion of the pledged securities to compensate for the decline in value. The banks and dealers that provide leverage to the Fund have discretion to change the Fund's margin requirements at any time. Changes by counterparties in the foregoing may result in large margin calls, loss of leverage and forced liquidations of positions at disadvantageous prices. There can be no assurance that the Fund will be able to secure or maintain adequate leverage to pursue its investment strategy. The utilization of short sale proceeds for leverage will cause the Fund to be subject to higher transaction fees and other costs.

- **Manager Risk:** If the Adviser makes poor investment decisions, it will negatively affect the Fund's investment performance.
- **Database Errors:** The investment strategy used by the Adviser relies on proprietary databases and third-party data sources. Data entries made by the Adviser's team of financial analysts or third-parties may contain errors, as may the database system used to store such data. Any errors in the underlying data sources, data entry or database may result in the Fund acquiring or selling investments based on incorrect information. When data proves to be incorrect, misleading, flawed or incomplete, any decisions made in reliance thereon expose the Fund to potential risks. For example, by relying on such data the Adviser may be induced to buy or sell certain investments it would not have if the data was correct. As a result, the Fund could incur losses or miss out on gains on such investments before the errors are identified and corrected.
- **Systems Risk:** The Fund and underlying funds depend on the Adviser to develop and implement appropriate systems for its activities. The Adviser relies extensively on computer programs and systems to implement and monitor the funds' investment strategies. The development, implementation and maintenance of these systems is complex and

involves substantial research and modeling (which is then generally translated into computer code and manual and automated processes) and the retrieval, filtering, processing, translation and analysis of large amounts of financial and other corporate data. As a result, there is a risk of human or technological errors affecting the portfolio construction process and order origination, including errors in programming (e.g., “bugs” and classic coding errors), modeling, design, translational errors and compatibility issues with data sets and among systems. Similarly, with regard to trading and other systems or equipment that the Adviser utilizes, any or all of the following events may occur: (i) failures or interruptions in access to or the operations of such systems or equipment; (ii) loss of functionality; (iii) corruption; (iv) compromises in security; (v) loss of power; and (vi) other situations that adversely affect such systems or equipment. There can be no guarantee that such defects or issues will be identified in time to avoid a material adverse effect on the Fund or underlying funds. For example, such failures could cause the Adviser to be induced to buy or sell certain investments it would not have if the failure had not occurred.

- **Small and Mid-Cap Securities:** In addition to large cap securities, the Fund or underlying funds may also invest in small and mid-cap companies. Investments in small and mid-cap companies may be riskier than investments in larger, more established companies. The securities of smaller companies may trade less frequently and in smaller volumes, and as a result, may be less liquid than securities of larger companies. In addition, smaller companies may be more vulnerable to economic, market and industry changes. As a result, share price changes may be more sudden or erratic than the prices of other equity securities, especially over the short-term. Because smaller companies may have limited product lines, markets or financial resources or may depend on a few key employees, they may be more susceptible to particular economic events or competitive factors than large capitalization companies.
- **U.S. Government Obligations:** The Fund may invest in debt securities issued or guaranteed by the U.S. Government, its agencies or instrumentalities. Although all obligations of such agencies and instrumentalities are not direct obligations of the U.S. Treasury, the U.S. Government generally directly or indirectly backs payment of the interest and principal on these obligations. This support can range from securities supported by the full faith and credit of the United States to securities that are supported solely or primarily by the creditworthiness of the issuer. In the case of obligations not backed by the full faith and credit of the United States, the Fund must look principally to the agency or instrumentality issuing or guaranteeing the obligation for ultimate repayment and may not be able to assert a claim against the United States itself in the event the agency or instrumentality does not meet its commitments. Whether backed by full faith and credit of the U.S. Treasury or not, U.S. Government obligations are not guaranteed against price movements due to fluctuating interest rates.
- **Cybersecurity Risk:** As part of its business, the Adviser processes, stores and transmits large amounts of electronic information, including information relating to the transactions of the Fund and the underlying funds. The Adviser and funds are therefore susceptible to cybersecurity risk. Cybersecurity failures or breaches of the funds or their service providers have the ability to cause disruptions and impact business operations, potentially resulting in financial losses, the inability of shareholders to transact business, violations of applicable privacy and other laws, regulatory fines, penalties and/or reputational damage. The Fund and its shareholders could be negatively impacted as a result.
- **High Portfolio Turnover Risk:** The Fund and underlying funds may sell their securities, regardless of the length of time that they have been held, if the Adviser determines that it would be in a fund's best interest to do so. It is anticipated that the Fund and/or underlying funds will frequently adjust the size of their long and short positions. These transactions will increase an underlying fund's “portfolio turnover” and the underlying fund may experience a high portfolio turnover rate (over 100%). High turnover rates generally result in higher brokerage costs, may have adverse tax consequences and therefore may reduce the underlying funds', and therefore the Fund's, returns. Frequent purchases and sales of portfolio securities may result in higher expenses and may result in more significant distributions of short-term capital gains to investors, which are taxed as ordinary income.
- **Securities Lending Risk:** The Fund or an underlying fund may make secured loans of its portfolio securities in an amount not exceeding 33⅓% of the value of the Fund's total assets. The risks in lending portfolio securities, as with other extensions of credit, consist of possible delay in recovery of the securities and possible loss of rights in the collateral should the borrower fail financially, including possible impairment of the Fund's or underlying funds' ability to vote the securities on loan. If a loan is collateralized by cash, the Fund (or underlying fund) typically invests the cash collateral for its own account and may pay a fee to the borrower that normally represents a portion of the Fund's (or underlying fund's) earnings on the collateral. Because the Fund (or underlying fund) may invest collateral in any investments in accordance with its investment objective, the Fund's (or underlying fund's) securities lending transactions will result in investment leverage. The Fund and underlying funds bear the risk that the value of investments made with collateral may decline.

- **Volatility Risk:** The Fund's investments may increase or decrease in value over a short period of time. This may cause the Fund's net asset value per share to experience significant increases or declines in value over short periods of time. All investments are subject to the risk of loss.
- **Limited History of Operations:** The Fund is a recently formed mutual fund and has a limited history of operations.
- **Tax Legislation Risk:** On December 22, 2017, new tax legislation was enacted which includes changes to tax rates, restrictions on miscellaneous itemized deductions, changes to the dividends received deduction, restrictions on the deductibility of interest, and changes to the taxation of the international operations of domestic businesses. Certain changes have sunset provisions, which are important to note. Because the tax legislation is newly enacted and Treasury Regulations related to the legislation have not been drafted, there is uncertainty in how the newly enacted tax legislation will affect the Fund's investments, as such impact may be adverse. Shareholders are urged and advised to consult their own tax advisor with respect to the impact of this legislation.

## Performance Information

The Fund's performance information is only shown in the Fund summary when the Fund has had a full calendar year of operations. Updated performance information is available by calling the Fund toll-free at (877) 974-6852.

## Management of the Fund

### Investment Adviser

Gotham Asset Management, LLC

### Portfolio Managers

- **Joel Greenblatt** is a Managing Principal and Co-Chief Investment Officer of Gotham and has been a Portfolio Manager to the Fund since its inception in 2017.
- **Robert Goldstein** is a Managing Principal and Co-Chief Investment Officer of Gotham and has been a Portfolio Manager to the Fund since its inception in 2017.

## Purchase and Sale of Fund Shares

Shares of the Fund may be purchased and sold (redeemed) on any business day when the New York Stock Exchange is open for regular trading. Such purchases and redemptions can be made through a broker-dealer or other financial intermediary or directly with the Fund by sending a completed application to the addresses below. **For applications and more information please call Shareholder Services toll-free at (877) 974-6852 ("Shareholder Services").**

### Regular Mail:

Gotham Funds  
FundVantage Trust  
c/o BNY Mellon Investment Servicing  
P.O. Box 9829  
Providence, RI 02940-8029

### Overnight Mail:

Gotham Funds  
FundVantage Trust  
c/o BNY Mellon Investment Servicing  
4400 Computer Drive  
Westborough, MA 01581-1722

## Purchase by Wire for Accounts Held Directly with the Fund

Please contact Shareholder Services toll-free at (877) 974-6852 for current wire instructions.

## Minimum Investment Requirements

The minimum initial investment for shares is \$250,000 and the minimum for each subsequent investment is \$5,000.

## Redemption by Telephone for Accounts Held Directly with the Fund

Please call Shareholder Services toll-free at (877) 974-6852.

## Purchases and Redemptions for Accounts Held through a Financial Intermediary

Contact your financial intermediary.

**Tax Information**

The Fund intends to make distributions that may be taxed as ordinary income or capital gains. Such distributions are not currently taxable when shares are held through a tax-deferred arrangement, such as a 401(k) plan or an individual retirement account. However, subsequent withdrawals from any tax-deferred account in which the shares are held may be subject to federal income tax.

**Payments to Broker-Dealers and Other Financial Intermediaries**

If you purchase the Fund through a broker-dealer or other financial intermediary (such as a bank), you may be required to pay a commission to your broker or financial intermediary depending on your arrangements with them. In addition, the Fund and its related companies may pay the financial intermediary for the sale of Fund shares and/or related services to shareholders. These payments may create a conflict of interest by influencing the broker-dealer or other financial intermediary and your salesperson to recommend the Fund over another investment. Ask your salesperson or visit your financial intermediary's website for more information.

---

## **MORE INFORMATION ABOUT THE FUNDS’ INVESTMENT OBJECTIVES, STRATEGIES AND RISKS**

---

### **INVESTMENT OBJECTIVES**

The Gotham Absolute 500 Fund (the “Absolute 500 Fund”), Gotham Absolute 500 Core Fund (the “Absolute 500 Core Fund”) Gotham Hedged Plus Fund (the “Hedged Plus Fund”) and Gotham Hedged Core Fund (the “Hedged Core Fund”) seek to achieve long-term capital appreciation and to achieve positive returns during most annual periods in an efficient, risk-adjusted manner. The Gotham Enhanced 500 Fund (the “Enhanced 500 Fund”), Gotham Enhanced 500 Core Fund (the “Enhanced 500 Core Fund”), Gotham Institutional Value Fund (the “Institutional Value Fund”), Gotham Defensive Long Fund (the “Defensive Long Fund”), Gotham Defensive Long 500 Fund (the “Defensive Long 500 Fund”) and Gotham Total Return Fund (the “Total Return Fund”) seek long-term capital appreciation. The Gotham Neutral 500 Fund (the “Neutral 500 Fund”) and Gotham Master Neutral Fund (the “Master Neutral Fund”) seek to achieve long-term capital appreciation with minimal correlation to the general stock market. The Gotham Short Strategies Fund (the “Short Strategies Fund”) seeks long-term capital appreciation and to provide positive returns in down markets. The investment objectives of each fund (each a “Fund” and collectively the “Funds”) may be changed by the Board of Trustees of FundVantage Trust (the “Trust”) without shareholder approval upon 30 days’ notice to shareholders. There is no guarantee that a Fund will achieve its investment objective.

### **ADDITIONAL INFORMATION ABOUT THE FUNDS’ INVESTMENT STRATEGIES**

The Funds’ principal investment strategies are discussed in the “Fund Summaries” section. These are the strategies that the Adviser (as defined below) will use on a day-to-day basis to achieve a Fund’s investment objective. This section provides more information about these strategies and other strategies the Funds’ may use under normal market conditions. Additional information about these investment strategies and practices and related risks, and other strategies the Funds’ may use, is also provided in the Funds’ Statement of Additional Information (“SAI”).

While each Fund will be managed according to the Adviser’s investment philosophy, the holdings and performance of the Funds and other investment vehicles managed by the Adviser are expected to differ. Such differences may be the result of various factors, including, varying gross and net exposure levels, asset flows, the universe of stocks each Fund chooses from (including the relevant market capital spectrum), and other factors determined relevant by the Adviser.

#### Equity and Equity-Related Securities

The Funds will primarily invest in U.S. common stocks as described below and in each Fund’s respective summary.

The Total Return Fund and Master Neutral Fund primarily invest in U.S. common stocks through its investments in the underlying funds. Each Fund may also invest in other equity and equity-related securities. Equity securities include common and preferred stock. Equity-related securities include convertible bonds, convertible preferred stock, warrants and rights.

#### Exchange Traded Funds

Each Fund may invest in shares of exchange traded funds or “ETFs” as described below and (if applicable) in its respective Fund Summary. Although the use of ETFs is not a principal investment strategy of the Funds, the Funds may invest in ETFs, including to manage investment flows. ETFs are registered investment companies whose shares are publicly traded on a securities exchange and track a securities market index. As a shareholder in an investment company, a Fund would bear its pro-rata portion of an ETF’s expenses, including advisory fees, in addition to its own expenses. Although the Investment Company Act of 1940 (the “1940 Act”) limits investments by registered investment companies in the securities of other investment companies; nevertheless, registered investment companies, including the Funds, are permitted to invest in certain ETFs beyond the limits set forth in the 1940 Act, subject to certain terms and conditions including entering into an agreement with such ETF. Investments in ETFs are subject to a variety of risks, including all of the risks of a direct investment in the underlying securities that the ETF holds. ETFs are also subject to certain additional risks, including, the risk that their prices may not correlate perfectly with changes in the prices of the underlying securities they are designed to track, and the risk of trading in an ETF halting due to market conditions or other reasons, based on the policies of the exchange upon which the ETF trades. In addition, a Fund may bear, along with other shareholders of an ETF, its pro rata portion of the ETF’s expenses, including management fees. Accordingly, in addition to bearing their proportionate share of a Fund’s expenses, a Fund’s shareholders may also indirectly bear similar expenses of an ETF.

#### Short Sales

Each Fund, other than the Institutional Value Fund, will also engage in short sales. The Total Return Fund will primarily engage in short sales through its investment in underlying funds. A short sale on an individual security typically involves the sale of a security that is borrowed from a broker or other institution to complete the sale. Short sales expose the seller to the risk that it will be required to acquire securities to replace the borrowed securities (also known as “covering” the short position) at a time when the securities sold short have appreciated in value, thus resulting in a loss. When making a short sale, a Fund must segregate liquid assets

equal to (or otherwise cover or offset) its obligations under the short sale. As the seller of a short position, the Fund generally realizes a profit on the transaction if the price it receives on the short sale exceeds the cost of closing out the position by purchasing securities in the market, but generally realizes a loss if the cost of closing out the short position exceeds the proceeds of the short sale. The Fund records interest or dividend expense on its liabilities with respect to securities sold short.

#### Temporary Defensive Positions/Cash Management

In anticipation of or in response to adverse market or other conditions or atypical circumstances such as unusually large cash inflows or redemptions, each Fund may also temporarily hold all or a larger than normal portion of its assets in U.S. Government securities, money market funds, cash or cash equivalents. The Adviser will determine when market conditions warrant temporary defensive measures. Under such conditions, a Fund may not invest in accordance with its investment objective or principal investment strategy and, as a result, there is no assurance that a Fund will achieve its investment objective.

#### **Additional Information about Investment Strategies for the Absolute 500 Fund, Absolute 500 Core Fund, Enhanced 500 Fund, Enhanced 500 Core Fund and Neutral 500 Fund:**

The Funds will generally invest in U.S. common stocks, but may also invest in other equity and equity-related securities of both U.S. issuers and foreign issuers. The Absolute 500 Fund, Absolute 500 Core Fund, Enhanced 500 Fund, Enhanced 500 Core Fund and Neutral Fund 500 invest primarily in U.S. common stocks of companies listed in the S&P 500® Index, but may invest in other large capitalization companies, generally selected from the largest 500 to 700 U.S. companies by market capitalization. The Adviser seeks to maintain the Absolute 500 Fund's net exposure, which is the value of the Fund's long positions minus its short positions, below 70%, but plans to maintain a positive net exposure in most market environments. The Adviser expects that the Absolute 500 Fund's gross exposure, which is the value of the Fund's long positions plus its short positions, will generally be below 250%. The Adviser seeks to maintain the Absolute 500 Core Fund's net exposure below 70%, but plans to maintain a positive net exposure in most market environments. The Adviser expects that the Absolute 500 Core Fund's gross exposure will generally be below 190%. The Adviser seeks to maintain the Enhanced 500 Fund's net exposure in the range of approximately 70 – 100% and expects that the Fund's gross exposure will generally not exceed 290%.

The Adviser seeks to maintain the Enhanced 500 Core Fund's net exposure in the range of approximately 70 – 100% and expects that the Fund's gross exposure will generally not exceed 200%.

With respect to the Neutral 500 Fund, the Adviser seeks to maintain the Neutral 500 Fund's net exposure in the range of approximately 0% – 30% and expects that the Neutral 500 Fund's gross exposure will generally not exceed 225%.

#### **Additional Information about Investment Strategies for the Gotham Short Strategies Fund:**

The Short Strategies Fund seeks to achieve its investment objective by investing under normal circumstances in long and short positions of equity securities, primarily U.S. common stocks. The Short Strategies Fund seeks to maintain a 50% net short exposure, which is the value of the Fund's long positions minus its short positions, and a gross exposure of between 230% – 250%, which is the value of the Fund's long positions. The Fund may invest in companies of any size and it is anticipated that the Fund will generally hold several hundred positions.

#### **Additional Information about Investment Strategies for the Hedged Plus and Hedged Core Fund:**

The Hedged Plus Fund and Hedged Core Fund seek to achieve their investment objectives by investing under normal circumstances in long and short positions of equity securities, primarily U.S. common stocks. For each of these funds, the Adviser will invest a portion of the assets in securities intended to track the performance of the S&P 500® Index (the "Index") and additional exposure to a long/short portfolio (the "Long/Short Portfolio"), consisting of long and short positions, generally selected from the largest 500 to 700 U.S. companies by market capitalization.

The Adviser may obtain the Index exposure for each of these funds by using: (i) a "passive" or indexing investment approach to replicate the constituent securities of the Index as closely as possible; (ii) utilizing a "representative sampling" strategy whereby securities are chosen in order to attempt to approximate the investment characteristics of the constituent securities; or (iii) investing in ETFs that seek to track the Index (the "Index Portfolio"). Under various circumstances, it may not be possible or practicable to purchase or hold all of, or only, the constituent securities in their respective weightings in the Index. To the extent the Index Portfolios use a representative sampling strategy, the funds would hold a significant number of the constituent securities of the Index, but it may not track the Index with the same degree of accuracy as would an investment vehicle replicating the entire Index.

The Long/Short Portfolios will consist of long positions in securities that the Adviser believes to be undervalued and short positions in securities that the Adviser believes to be overvalued, based on the Adviser's analysis of the issuer's financial reports and market valuation.

The Hedged Plus Fund and Hedged Core Fund intend to target a net exposure in the range of approximately 50 – 70%. The Adviser expects that the Hedged Plus Fund's

gross exposure will be in the range of approximately 220 – 290% and that the Hedged Core Fund's gross exposure will be in the range of approximately 120 – 160%.

The Long/Short Portfolios may include long and short securities that are also part of the Index portfolios. In order to limit offsetting long and short positions in the same securities, positions in the Index and Long/Short portfolios may be netted against each other such that the Funds achieve the net and gross exposures described above.

#### **Additional Information about Investment Strategies for the Defensive Long Fund and Defensive Long 500 Fund:**

In constructing the portfolios the Adviser pursues a defensive investment style, meaning it seeks to mitigate downside risk in declining markets. The Adviser seeks to maintain the net exposure of the Defensive Long Fund and the Defensive Long 500 Fund in the range of approximately 70 – 100%. The Adviser generally expects that the gross exposure for the Defensive Long Fund will not exceed 275% and will not exceed 290% for the Defensive Long 500 Fund. The Defensive Long Fund may invest in companies of any size. The Defensive Long 500 Fund invests primarily in U.S. common stocks of companies listed in the S&P 500® Index, but may invest in other large capitalization companies, generally selected from the largest 500 to 700 U.S. companies by market capitalization.

#### **Additional Information about Investment Strategies for the Total Return Fund:**

The Fund intends to allocate the majority of its assets among mutual funds advised by Gotham (each an “underlying fund” and collectively, the “underlying funds”). Each of the underlying funds utilizes a long/short equity strategy with varying levels of net exposure (long positions less short positions). The Adviser expects that the net exposure for the Fund will be in the range of approximately 40% – 85% during normal market conditions. The Fund's allocation to the underlying funds and investments will be rebalanced based on the Adviser's current assessment of market conditions.

As a fund of funds, in addition to the underlying funds, the Fund may purchase shares of other registered investment companies, including ETFs, where the investment adviser is not the same as, or affiliated with, Gotham. The Fund may also invest in equity and equity-related securities directly. When investing in equity and equity-related securities, the Adviser will purchase securities it believes are undervalued and short securities it believes are overvalued.

#### **Additional Information about Investment Strategies for the Institutional Value Fund:**

The Fund will primarily invest in U.S. common stocks of companies listed in the S&P 500® Index, but may invest in other large capitalization companies, primarily selected from the largest 500 – 700 U.S. companies based on market capitalization.

#### **Additional Information about Investment Strategies for the Gotham Master Neutral Fund:**

The Fund intends to allocate a significant portion of its assets among mutual funds advised by Gotham (each an “underlying fund” and collectively, the “underlying funds”). Each of the underlying funds utilizes a long/short equity strategy with varying levels of gross exposure (which is the value of the long position plus its short positions) and/or net exposure (long positions less short positions). The Fund will also invest in securities directly. When investing in securities directly, the Fund will take long positions in securities that the Adviser believes to be undervalued and short positions in securities that the Adviser believes to be overvalued, based on the Adviser's analysis of the issuer's financial reports and market valuation, and by generally following the investment approach described below for the underlying funds. When investing in securities directly, the Adviser may also invest in debt securities, including government bonds.

The Fund may also purchase shares of other registered investment companies where the investment adviser is not the same as, or affiliated with, the Adviser, including ETFs. The Adviser expects that the net exposure for the Fund will be in the range of approximately 0% – 30% during normal market conditions. The Fund's allocation among the underlying funds and the portion invested directly is expected to be rebalanced from time to time.

#### **RISKS**

The following is a list of certain principal risks that may apply to your investment in a Fund. The Total Return Fund and Master Neutral Fund generally intend to allocate the majority of their assets among mutual funds advised by Gotham (each an “underlying fund” and collectively, the “underlying funds”). Accordingly, the following risks may apply to the Total Return Fund and Master Neutral Fund either directly or through their investment in underlying funds. Further information about investment risks is available in the Funds' SAI:

- **Common Stock Risk (All Funds):** The Funds invest in common stocks. The Total Return Fund and Master Neutral Fund primarily invest in U.S. common stocks through their investments in the underlying funds. Common stock represents an equity (ownership) interest in a company or other entity. Common stocks are subject to greater fluctuations in market value than certain other asset classes as a result of such factors as a company's business performance, investor perceptions, stock market trends and general economic conditions. The rights of common stockholders are subordinate to all other claims on a company's assets, including debt holders and preferred stockholders. Common stocks risk the loss of all or a substantial portion of the investment.

- **Market Risk (All Funds):** The Funds are subject to market risk — the risk that securities markets and individual securities will increase or decrease in value. Market risk applies to every market and every security. Security prices may fluctuate widely over short or extended periods in response to market or economic news and conditions, and securities markets also tend to move in cycles. If there is a general decline in the securities markets, it is possible your investment may lose value regardless of the individual results of the companies in which a Fund invests. The magnitude of up and down price or market fluctuations over time is sometimes referred to as “volatility,” which, at times, can be significant. In addition, different asset classes and geographic markets may experience periods of significant correlation with each other. As a result of this correlation, the securities and markets in which a Fund invests may experience volatility due to market, economic, political or social events and conditions that may not readily appear to directly relate to such securities, the securities’ issuer or the markets in which they trade.
- **Value Style Risk (All Funds):** The Adviser intends to buy securities, on behalf of a Fund, that it believes are undervalued (and with respect to all Funds except for the Institutional Value Fund, short securities it believes are overvalued). Investing in “value” stocks presents the risk that the stocks may never reach what the Adviser believes are their full market values, either because the market fails to recognize what the Adviser considers to be the companies’ true business values or because the Adviser misjudges those values. In addition, value stocks may fall out of favor with investors and underperform growth stocks during given periods. Conversely, a Fund will short securities the Adviser believes are overvalued. This presents the risk that a stock’s value may not decrease to what the Adviser believes is its true market values because the market fails to recognize what the Adviser considers to be the company’s value, because the Adviser misjudges those values or because the Adviser is required to purchase the security before its investment thesis could be realized.
- **Short Sale Risk (All Funds Except Institutional Value Fund):** Short sales are transactions in which a Fund sells a security it does not own, with the goal of purchasing the security at a later date at a lower price. When affecting a short sale, a Fund must borrow the security to make delivery to the buyer. The Fund is then obligated to replace the security borrowed by purchasing the security at the market price at the time of replacement. The price at such time may be higher or lower than the price at which

the security was sold by the Fund. If the underlying security goes down in price between the time the Fund sells the security and buys it back, the Fund will realize a gain on the transaction. Conversely, if the underlying security goes up in price during the period, the Fund will realize a loss on the transaction. Any such loss is increased by the amount of premium or interest the Fund must pay to the lender of the security. Likewise, any gain will be decreased by the amount of premium or interest the Fund must pay to the lender of the security. Although a Fund’s gain is limited to the price at which it sold the security short, its potential loss is limited only by the maximum attainable price of the security, less the price at which the security was sold and may, theoretically, be unlimited. A Fund also is required to earmark other assets on its books to cover its obligation to return the security to the lender which means that those other assets may not be available to meet the Fund’s needs for immediate cash or other liquidity.

A Fund’s investment performance also may suffer if the Fund is required to close out a short position earlier than it had intended. This would occur if the securities lender required the Fund to deliver the securities the Fund borrowed at the commencement of the short sale and the Fund was unable to borrow the securities from another securities lender or otherwise obtain the security by other means. In addition, a Fund may be subject to expenses related to short sales that are not typically associated with investing in securities directly, such as costs of borrowing and margin account maintenance costs associated with the Fund’s open short positions. When a Fund sells short an equity security that pays a dividend, the Fund must pay out the dividend rate of the equity security to the lender and records this as an expense of the Fund and reflects the expense in its financial statements. However, a dividend paid on a security sold short generally has the effect of reducing the market value of the shorted security and thus, increases the Fund’s unrealized gain or reduces the Fund’s unrealized loss on its short sale transaction. To the extent that the interest rate and/or dividend that a Fund is obligated to pay is greater than the interest earned by the Fund on investments, the performance of the Fund will be negatively impacted. These types of short sales expenses are sometimes referred to as the “negative cost of carry,” and reduce the performance of the Fund. A Fund may not be able to borrow a security that it needs to deliver or it may not be able to close out a short position at an acceptable price and may have to sell long positions earlier than it had expected.

Until a Fund replaces a security borrowed in connection with a short sale, it may be required to



maintain a segregated account of cash or liquid assets with a broker or custodian to cover the Fund's short position. Generally, securities held in a segregated account cannot be sold unless they are replaced with other liquid assets. A Fund's ability to access the pledged collateral may also be impaired in the event the broker becomes bankrupt, insolvent or otherwise fails to comply with the terms of the contract. In such instances, the Fund may not be able to substitute or sell the pledged collateral and may experience significant delays in obtaining any recovery in a bankruptcy or other reorganization proceeding. A Fund may obtain only a limited recovery or may obtain no recovery in these circumstances. Additionally, a Fund must maintain sufficient liquid assets, marked-to-market daily, to cover the borrowed securities obligations. This may limit a Fund's investment flexibility, as well as its ability to meet other current obligations.

- **Leverage (All Funds Except Institutional Value Fund):** Each Fund will utilize leverage in its investment program, including through its investment of short sale proceeds. Investing of short sale proceeds increases leverage because a Fund uses the proceeds to purchase additional securities consistent with the Fund's investment program. The use of leverage allows a Fund to make additional investments, thereby increasing its exposure to assets, such that their total assets may be greater than its capital. However, leverage also magnifies the volatility of changes in the value of a Fund's portfolio. The effect of the use of leverage by a Fund in a market that moves adversely to its investments could result in substantial losses to such Fund, which would be greater than if the Fund were not leveraged. Because a short position loses value as the security's price increases, the loss on short sale is theoretically unlimited.

The short sale proceeds utilized by a Fund to leverage investments are collateralized by all or a portion of such Fund's portfolio. Accordingly, each Fund will pledge its securities in order to borrow or otherwise obtain leverage for investment or other purposes. Should the securities pledged to brokers to secure a Fund's margin accounts decline in value, such Fund could be subject to a "margin call," pursuant to which the Fund must either deposit additional funds or securities with the broker or suffer mandatory liquidation of the pledged securities to compensate for the decline in value. The banks and dealers that provide financing to the Funds can apply essentially discretionary margin. Changes by counterparties in the foregoing may result in large margin calls, loss of financing and forced liquidations of positions at disadvantageous prices. There can be no assurance that the Funds will be able to secure or

maintain adequate financing. The utilization of short sale proceeds for leverage will cause the Funds to be subject to fees, transaction and other costs.

- **Manager Risk (All Funds):** If the Adviser makes poor investment decisions, it will negatively affect a Fund's investment performance.
- **Database Errors (All Funds):** The investment strategies used by the Adviser rely on proprietary databases and third-party data sources. Data entries made by the Adviser's team of financial analysts or third-parties may contain errors, as may the database system used to store such data. Any errors in the underlying data sources, data entry or database may result in a Fund acquiring or selling investments based on incorrect information. When data proves to be incorrect, misleading, flawed or incomplete, any decisions made in reliance thereon expose a Fund to potential risks. For example, by relying on such data the Adviser may be induced to buy or sell certain investments it would not have if the data was correct. As a result, a Fund could incur losses or miss out on gains on such investments before the errors are identified and corrected.
- **Systems Risks (All Funds):** The Funds depend on the Adviser to develop and implement appropriate systems for its activities. The Adviser relies extensively on computer programs and systems to implement and monitor a Fund's investment strategy. The development, implementation and maintenance of these systems is complex and involves substantial research and modeling (which is then generally translated into computer code and manual and automated processes) and the retrieval, filtering, processing, translation and analysis of large amounts of financial and other corporate data. As a result, there is a risk of human or technological errors affecting the portfolio construction process and order origination, including errors in programming (e.g., "bugs" and classic coding errors), modeling, design, translational errors and compatibility issues with data sets and among systems. Similarly, with regard to trading and other systems or equipment that the Adviser utilizes, any or all of the following events may occur: (i) failures or interruptions in access to or the operations of such systems or equipment; (ii) loss of functionality; (iii) corruption; (iv) compromises in security; (v) loss of power; and (vi) other situations that adversely affect such systems or equipment. There can be no guarantee that such defects or issues will be identified in time to avoid a material adverse effect on the Fund. For example, such failures could cause the Adviser to be induced to buy or sell certain investments it would not have if the failure had not occurred.

- **Small and Mid-Cap Securities Risk (*Short Strategies Fund, Defensive Long Fund, Total Return Fund and Master Neutral Fund*):** In addition to large cap securities, the Funds may also invest in small and mid-cap companies. Investments in small and mid-cap companies may be riskier than investments in larger, more established companies. The securities of smaller companies may trade less frequently and in smaller volumes, and as a result, may be less liquid than securities of larger companies. In addition, smaller companies may be more vulnerable to economic, market and industry changes. As a result, share price changes may be more sudden or erratic than the prices of other equity securities, especially over the short-term. Further, because smaller companies may have limited product lines, markets or financial resources or may depend on a few key employees, they may be more susceptible to particular economic events or competitive factors than large capitalization companies.
- **U.S. Government Obligations (*Master Neutral Fund*):** The Funds may invest in debt securities issued or guaranteed by the U.S. Government, its agencies or instrumentalities. Although all obligations of such agencies and instrumentalities are not direct obligations of the U.S. Treasury, the U.S. Government generally directly or indirectly backs payment of the interest and principal on these obligations. This support can range from securities supported by the full faith and credit of the United States to securities that are supported solely or primarily by the creditworthiness of the issuer. In the case of obligations not backed by the full faith and credit of the United States, the Funds must look principally to the agency or instrumentality issuing or guaranteeing the obligation for ultimate repayment and may not be able to assert a claim against the United States itself in the event the agency or instrumentality does not meet its commitments. Whether backed by full faith and credit of the U.S. Treasury or not, U.S. Government obligations are not guaranteed against price movements due to fluctuating interest rates.
- **Cybersecurity Risk (*All Funds*):** As part of its business, the Adviser processes, stores and transmits large amounts of electronic information, including information relating to the transactions of the Funds. The Adviser and Funds are therefore susceptible to cybersecurity risk. Cybersecurity failures or breaches of the Funds or their service providers have the ability to cause disruptions and impact business operations, potentially resulting in financial losses, the inability of a Fund's shareholders to transact business, violations of applicable privacy and other laws, regulatory fines, penalties and/or reputational damage. The Funds and their shareholders could be negatively impacted as a result.
- **High Portfolio Turnover Risk (*All Funds*):** The Funds may sell securities, regardless of the length of time that they have been held, if the Adviser determines that it would be in a Fund's best interest to do so. These transactions will increase a Fund's "portfolio turnover" and a Fund may experience a high portfolio turnover rate (over 100%). High turnover rates generally result in higher brokerage costs, may have adverse tax consequences and therefore may reduce a Fund's returns. Frequent purchases and sales of portfolio securities may result in higher fund expenses and may result in more significant distributions of short-term capital gains to investors, which are taxed as ordinary income.
- **Securities Lending Risk (*All Funds Except Institutional Value Fund*):** A Fund may make secured loans of its portfolio securities in an amount not exceeding 33⅓% of the value of such Fund's total assets. The risks in lending portfolio securities, as with other extensions of credit, consist of possible delay in recovery of the securities and possible loss of rights in the collateral should the borrower fail financially, including possible impairment of a Fund's ability to vote the securities on loan. If a loan is collateralized by cash, a Fund typically invests the cash collateral for its own account and may pay a fee to the borrower that normally represents a portion of the Fund's earnings on the collateral. Because a Fund may use collateral to purchase any investments in accordance with its investment objective, a Fund's securities lending transactions may result in investment leverage. A Fund bears the risk that the value of investments made with collateral may decline.
- **Volatility Risk (*All Funds*):** The Funds' investments may increase or decrease in value over a short period of time. This may cause a Fund's net asset value per share to experience significant increases or declines in value over short periods of time. All investments are subject to the risk of loss.
- **Underlying Fund Risk (*Total Return Fund and Master Neutral Fund*):** The ability of the Funds to meet their investment objective is directly related to the ability of the underlying funds to meet their objectives as well as the allocation among those underlying funds. The value of the underlying funds' investments, and the NAVs of the shares of both a Fund and the underlying funds, will fluctuate in response to various market and economic factors related to the equity markets, as well as the financial condition and prospects of issuers in which the underlying funds invest. There can be no assurance that the underlying funds will achieve their respective investment

objectives. The Funds are subject to the risks of the underlying funds in direct proportion to the allocation of its assets among the underlying funds. Shareholders will bear the indirect proportionate expenses of investing in the underlying funds.

- **Asset Allocation Risk (Total Return Fund and Master Neutral Fund):** The risk that the selection by a manager of the underlying funds and the allocation of a Fund's assets among the various asset classes and market segments as defined by the Adviser will cause the Fund to underperform other funds with a similar investment objective. A Fund's investment in any one underlying fund or asset class may exceed 25% of the Fund's total assets, which may cause it to be subject to greater risk than a more diversified fund.
- **ETF Risk (All Funds):** A Fund may invest in ETFs, which are typically open-end investment companies or unit investment trusts. By investing in securities of an ETF, a Fund's shareholders will indirectly bear its proportionate share of any fees and expenses of the ETF in addition to the Fund's own fees and expenses. As a result, your cost of investing will be higher than the cost of investing directly in the ETFs and may be higher than mutual funds that invest directly in stocks and bonds. ETFs are subject to the following risks: (i) the market price of an ETF's shares may trade above or below its net asset value; (ii) an active trading market for an ETF's shares may not develop or be maintained; (iii) trading of an underlying ETF's shares may be halted if the listing exchange's officials deem such action appropriate, the shares are delisted from the exchange, or the activation of market wide "circuit breakers" (which are tied to large decreases in stock prices) halts stock trading generally; or (iv) the ETF may fail to achieve close correlation with the index that it tracks due to a variety of factors, such as rounding of prices and changes to the index and/or regulatory policies, resulting in the deviation of the ETF's returns from that of its corresponding index. Some ETFs may be thinly traded, and the resulting higher costs associated with respect to purchasing and selling the ETFs will be borne by the Fund.
- **Derivatives Risk (Short Strategies Fund):** Derivatives include instruments and contracts that are based on, and are valued in relation to, one or more underlying assets, financial benchmarks or indices, such as futures, options, swap agreements and forward contracts. The value of a derivative depends largely upon price movements in the underlying instrument. Many of the risks applicable to trading the underlying instrument are also applicable to derivatives trading. However, derivatives trading is subject to a number of additional risks. Transactions

in certain derivatives are subject to clearance on a U.S. national exchange and to regulatory oversight, while other derivatives are subject to risks of trading in the over-the-counter markets or on non-U.S. exchanges. A small investment in derivative instruments could have a potentially large impact on the Fund's performance. Over-the-counter derivatives are subject to the risk of mispricing or improper valuation of the derivative.

Swap Agreements. The Fund intends to enter into swap agreements. Swap agreements can be individually negotiated and structured to include exposure to a variety of different types of investments or market factors. Depending on their structure, swap agreements may increase or decrease the Fund's exposure to long-term or short-term interest rates, foreign currency values, corporate borrowing rates, or other factors such as security prices, baskets of securities, or inflation rates. Swap agreements can take many different forms and are known by a variety of names. The Fund is not limited to any particular form of swap agreement if the Adviser determines that other forms are consistent with the Fund's investment objective and policies.

Depending on how they are used, swap agreements may increase or decrease the overall volatility of the Fund's portfolio. The most significant factor in the performance of swap agreements is the change in the specific interest rate, currency, individual equity values or other factors that determine the amounts of payments due to and from the Fund. If a swap agreement calls for payments by the Fund, the Fund must be prepared to make such payments when due. In addition, the value of a swap agreement is likely to decline if the counterparty's creditworthiness declines. Such a decrease in value might cause the Fund to incur losses.

Recent market developments related to swaps have prompted increased scrutiny with respect to these instruments. As a result of the Dodd-Frank Act, swaps are now subject to increased regulation than they were previously. Such regulation may limit the Fund's ability to use swaps and increase the cost of using swaps.

- **Counterparty Risk (Short Strategies Fund):** Certain of the derivatives entered into by the Fund may not be traded on an exchange but instead will be privately negotiated in the over-the-counter market. This means that these instruments are traded between counterparties based on contractual relationships. Relying on a counterparty exposes the Fund to the risk that a counterparty will not settle a transaction in accordance with its terms and conditions because of a dispute over the terms of the contract (whether or not bona fide) or because of a credit or liquidity

problem, thus causing the Fund to suffer a loss. If a counterparty defaults on its payment obligations to the Fund, this default will cause the value of an investment in the Fund to decrease. In addition, to the extent the Fund deals with a limited number of counterparties, it will be more susceptible to the credit risks associated with those counterparties. The Fund is neither restricted from dealing with any particular counterparty nor from concentrating any or all of its transactions with one counterparty. The ability of the Fund to transact business with any one or number of counterparties and the absence of a regulated market to facilitate settlement may increase the potential for losses by the Fund.

In situations in which the Fund is required to post margin or other collateral with a counterparty, including with a futures commission merchant or a clearing organization for futures or other derivative contracts, the counterparty may fail to segregate the collateral or may commingle the collateral with the counterparty's own assets. As a result, in the event of the counterparty's bankruptcy or insolvency, the Fund's collateral may be subject to the conflicting claims of the counterparty's creditors and the Fund may be exposed to the risk of being treated as a general unsecured creditor of the counterparty, rather than as the owner of the collateral.

The Fund is subject to the risk that issuers of the instruments in which it invests and trades may default on their obligations, and that certain events may occur that have an immediate and significant adverse effect on the value of those instruments. There can be no assurance that an issuer will not default, or that an event that has an immediate and significant adverse effect on the value of an instrument will not occur, and that the Fund will not sustain a loss on a transaction as a result.

Transactions entered into by the Fund may be executed on various U.S. and non-U.S. exchanges, and may be cleared and settled through various clearing houses, custodians, depositories and prime brokers throughout the world. A failure by any such entity may lead to a loss to the Fund.

- **Liquidity Risk (*Short Strategies Fund*):** The Fund may be subject to liquidity risk primarily due to investments in derivatives. The Fund may invest up to 15% of its net assets in illiquid securities or instruments. Certain derivatives, such as swaps, forward contracts and options may not be readily marketable and, therefore, may be deemed to be illiquid. An asset is not readily marketable if it cannot be sold within seven business days in the ordinary course of business for approximately the amount at

which it is valued. Investments in illiquid assets involve the risk that the Fund may be unable to sell the asset or sell it at a reasonable price. In addition, the Fund may be required to liquidate positions or close out derivatives on unfavorable terms at a time contrary to the interests of the Fund in order to raise cash to pay redemptions.

An investment in derivatives is also subject to the risk that the Fund may not be able to terminate the derivatives effective on whatever date it chooses, or that the settlement of any early termination may depend on subsequent market movements. As a result, the Fund may be exposed to the risk of additional losses due to such delays.

- **OTC Trading Risk (*Short Strategies Fund*):** Certain of the derivatives in which the Fund may invest, including swap agreements, may be traded (and privately negotiated) in the OTC market. While the OTC derivatives market is the primary trading venue for many derivatives, it is largely unregulated and lacks transparency with respect to the terms of OTC transactions. OTC derivatives are complex and often valued subjectively. Improper valuations can result in increased cash payment requirements to counterparties or a loss of value to the Fund. In addition, such derivative instruments are often highly customized and tailored to meet the needs of the counterparties. If a derivative transaction is particularly large or if the relevant market is illiquid, it may not be possible to initiate a transaction or liquidate a position at an advantageous time or price. As a result and similar to other privately negotiated contracts, the Fund is subject to counterparty credit risk with respect to such derivative contracts.
- **Limited History of Operations (*Master Neutral Fund and Short Strategies Fund*):** The Master Neutral Fund and Short Strategies Fund are recently formed mutual funds and have a limited history of operations. The Short Strategies Fund is a recently formed mutual fund, as a result of the reorganization of the Predecessor Fund, and has a limited history of operations as such.

#### **Disclosure of Portfolio Holdings**

A description of the Funds' policies and procedures with respect to the disclosure of their portfolio securities is available in the Funds' SAI, which is available, free of charge, by calling (877) 974-6852 and on the Funds' website at [www.GothamFunds.com](http://www.GothamFunds.com). The SAI may also be viewed or downloaded, free of charge, from the EDGAR database on the Securities and Exchange Commission's ("SEC") website at [www.sec.gov](http://www.sec.gov).

## MORE INFORMATION ABOUT MANAGEMENT OF THE FUNDS

The Board of Trustees of the Trust supervises the management, activities and affairs of the Funds and has approved contracts with various organizations to provide, among other services, the day-to-day management required by a Fund and its shareholders.

For each Fund that has operated for a full fiscal year as of September 30, 2017, the aggregate fee paid to the Adviser for the most recent fiscal year, as a percentage of average daily net assets, is set forth in the table below.

### INVESTMENT ADVISER

Gotham is a registered investment adviser located at 535 Madison Avenue, 30th Floor, New York, New York 10022. Gotham is a value-oriented investment firm managing long/short and long-only investment strategies. In addition to serving as the investment adviser to the Funds, Gotham provides portfolio management services to other mutual funds, private funds and separately managed accounts. Gotham, subject to the general oversight of the Trust's Board of Trustees, has overall responsibility for directing the investments of each Fund in accordance with its investment objective, policies and limitations.

Gotham is entitled to receive an annual investment advisory fee, comprising 2.00% of the average daily net assets of the Gotham Defensive Long Fund; 1.35% (prior to September 1, 2016, the advisory fee was 1.50% and prior to December 7, 2015, the advisory fee was 2.00%) of the average daily net assets of the Gotham Absolute 500 Fund and Gotham Enhanced 500 Fund; 1.35% of the average daily net assets of the Gotham Neutral 500 Fund, Gotham Defensive Long 500 Fund and Gotham Short Strategies Fund; 1.00% of the average daily net assets of the Gotham Absolute 500 Core Fund, Gotham Enhanced 500 Core Fund and Gotham Hedged Plus Fund; 0.80% of the average daily net assets of the Gotham Institutional Value Fund; and 0.70% of the average daily net assets of the Gotham Hedged Core Fund. For the Total Return Fund, the Adviser is not entitled to receive an investment advisory fee on assets invested in underlying funds, but, pursuant to the Advisory Agreement, the Adviser is entitled to receive an annual investment advisory fee, comprising 1.00% (prior to May 1, 2017, the advisory fee was 2.00%) of the average daily net assets of the Total Return Fund on assets invested in investments other than an underlying fund. The Adviser also receives an investment advisory fee from each underlying fund as investment adviser to such funds. For the Master Neutral Fund the Adviser is not entitled to receive an investment advisory fee on assets invested in underlying funds, but, pursuant to the Advisory Agreement, the Adviser is entitled to receive an annual investment advisory fee, comprising 0.75% of the average daily net assets of the Master Neutral Fund on assets invested in investments other than an underlying fund. The Adviser also receives an investment advisory fee from each underlying fund as investment adviser to such funds.

<u>Fund</u>	<u>For the Fiscal Year Ended September 30, 2017</u>
Gotham Absolute 500 Fund . . . . .	1.35%
Gotham Enhanced 500 Fund . . . . .	1.35%
Gotham Neutral 500 Fund . . . . .	1.35%
Gotham Enhanced 500 Core Fund . . . . .	1.00%
Gotham Absolute 500 Core Fund . . . . .	1.00%
Gotham Institutional Value Fund . . . . .	0.80%
Gotham Defensive Long Fund . . . . .	2.00%
Gotham Defensive Long 500 Fund . . . . .	1.35%
Gotham Total Return Fund . . . . .	0.00%
Gotham Hedged Plus Fund . . . . .	1.00%
Gotham Hedged Core Fund . . . . .	0.70%

Each of the Short Strategies Fund and Master Neutral Fund did not have a full fiscal year of operations as of September 30, 2017. The aggregate annual fee paid to the Adviser with respect to such Funds (as a percentage of average daily net assets) will be provided once such Funds have operated for a full fiscal year.

A discussion of the basis for the Board of Trustees' approval of the investment management contract between the Adviser and the Trust, on behalf of each Fund, is or will be available in the Funds' annual or semi-annual reports to shareholders covering the periods set forth in the below.

<u>Fund</u>	<u>Date of Shareholder Report</u>
Gotham Absolute . . . . . 500 Fund	Annual Report dated September 30, 2017
Gotham Enhanced . . . . . 500 Fund	Annual Report dated September 30, 2017
Gotham Total . . . . . Return Fund	Annual Report dated September 30, 2017
Gotham Hedged . . . . . Plus Fund	Annual Report dated September 30, 2017
Gotham Institutional . . . . . Value Fund	Semi-Annual Report dated March 31, 2016

<b>Fund</b>	<b>Date of Shareholder Report</b>
Gotham Absolute 500 Core Fund . . . .	Annual Report dated September 30, 2016
Gotham Enhanced 500 Core Fund . . . .	Annual Report dated September 30, 2016
Gotham Neutral 500 Fund . . . . .	Annual Report dated September 30, 2016
Gotham Defensive Long Fund . . . . .	Annual Report dated September 30, 2016
Gotham Defensive Long 500 Fund . . . . .	Annual Report dated September 30, 2016
Gotham Hedged Core Fund . . . . .	Annual Report dated September 30, 2016
Gotham Master Neutral Fund . . . . .	Annual Report dated September 30, 2017
Gotham Short Strategies Fund . . . . .	Annual Report dated September 30, 2017

The Adviser will experience conflicts of interest in connection with the management of the Funds, relating to: (i) the allocation of the Adviser's time and resources between the Funds and other investment activities and clients; (ii) the allocation of investment opportunities by the Adviser and its affiliates among the Funds and other clients; (iii) compensation to the Adviser; (iv) the formation of additional investment funds by the Adviser; (v) differing recommendations given by the Adviser to the Funds versus other clients; and (vi) restrictions on the Adviser's use of "inside information" with respect to potential investments by the Funds.

In addition, the Funds are subject to investments imposed by the 1940 Act. Private funds and accounts managed by the Adviser are not subject to these restrictions. For these and other reasons, a Fund's performance may differ

significantly from the results achieved by other accounts. The Funds' SAI provides additional information about conflicts of interest.

## PORTFOLIO MANAGERS

**Joel Greenblatt, Co-Chief Investment Officer & Portfolio Manager**, serves as a Managing Principal and Co-Chief Investment Officer of Gotham Asset Management, LLC, the successor to the investment advisory business of Gotham Capital, an investment firm he founded in 1985. Since 1996, he has been a professor on the adjunct faculty of Columbia Business School where he teaches "Value and Special Situation Investing." Mr. Greenblatt is a director of Pzena Investment Management, Inc., a global investment management firm. He formerly served on the Investment Boards of the University of Pennsylvania and the UJA Federation. Mr. Greenblatt is the author of *You Can Be A Stock Market Genius* (Simon & Schuster, 1997), *The Little Book that Beats the Market* (Wiley, 2005), *The Little Book that Still Beats the Market* (Wiley, 2010), and *The Big Secret for the Small Investor* (Random House, 2011). He was the Chairman of the Board (1994 – 1995) and a board member (1994 – 2000) of Alliant Techsystems, a NYSE-listed aerospace and defense contractor. He holds a BS (1979), *summa cum laude*, and an MBA (1980) from the Wharton School of the University of Pennsylvania.

**Robert Goldstein, Co-Chief Investment Officer & Portfolio Manager**, serves as a Managing Principal and Co-Chief Investment Officer of Gotham Asset Management, LLC, the successor to the investment advisory business of Gotham Capital, which he joined in 1989. Mr. Goldstein also founded and served as Managing Partner (1989 – 1997) of Metropolis Partners, a value and special situation investment partnership managing capital on behalf of institutions and wealthy individuals before returning capital to outside investors at the end of 1997. Mr. Goldstein currently serves on the Board of Trustees of the Museum of the City of New York. He holds a BA (1988), *magna cum laude*, from Tufts University.

The Funds' SAI provides additional information about each portfolio manager's compensation, other accounts managed by each portfolio manager and each portfolio manager's ownership of Fund shares.

---

## SHAREHOLDER INFORMATION

---

### PRICING OF SHARES

The price of each Fund's shares is based on its NAV. The NAV per share of a Fund is calculated as follows:

$$\text{NAV} = \frac{\text{Value of Assets Attributable to the Shares} - \text{Value of Liabilities Attributable to the Shares}}{\text{Number of Outstanding Shares}}$$

Each Fund's NAV per share is calculated once daily as of the close of regular trading on the NYSE (typically 4:00 p.m., Eastern time) on each business day (i.e., a day that the NYSE is open for business). The NYSE is generally open on Monday through Friday, except national holidays. The price at which a purchase, redemption or exchange is effected is based on the next calculation of NAV after the order is received in good form by an authorized financial institution or the transfer agent, plus any applicable sales charges.

Each Fund's equity securities listed on any national or foreign exchange market system will generally be valued at the last sale price. Equity securities traded in the over-the-counter market are valued at their closing sale or official closing price. If there were no transactions on that day, securities traded principally on an exchange will be valued at the mean of the last bid and ask prices prior to the market close. Prices for equity securities normally are supplied by an independent pricing service approved by the Board of Trustees. Fixed income securities are valued based on market quotations, which are furnished by an independent pricing service. Fixed income securities having remaining maturities of 60 days or less are valued at amortized cost, which approximates market value. Any assets held by a Fund that are denominated in foreign currencies are valued daily in U.S. dollars at the foreign currency exchange rates that are prevailing at the time that a Fund determines the daily NAV per share. Foreign securities may trade on weekends or other days when a Fund does not calculate NAV. As a result, the market value of these investments may change on days when you cannot buy or sell shares of a Fund. Investments in any mutual fund are valued at their respective NAVs as determined by those mutual funds each business day (which may use fair value pricing as disclosed in their prospectuses).

Securities that do not have a readily available current market value or that have been subject to a significant event occurring between the time of the last sale price and the close of the NYSE are valued in good faith under the direction of the Board of Trustees. The Board of Trustees has adopted methods for valuing securities and other assets in circumstances where market quotes are not readily available and has delegated to the Adviser the responsibility for applying the valuation methods. In the event that market quotes are not readily available, and the security or asset cannot be valued pursuant to one of the valuation methods, the value of the security or asset will be determined in good faith by the Adviser. On a quarterly basis, the Adviser's fair valuation determinations will be reviewed by the Trust's Valuation Committee. The Trust's policy is intended to result in a calculation of each Fund's NAV that fairly reflects security values as of the time of pricing. However, fair values determined pursuant to each Fund's procedures may not accurately reflect the price that a Fund could obtain for a security if it were to dispose of that security as of the time of pricing.

Market quotes are considered not readily available in circumstances where there is an absence of current or reliable market-based data (e.g., trade information, bid/asked information, broker quotes), including where events occur after the close of the relevant market, but prior to the close of the NYSE, that materially affect the values of a Fund's securities or assets. In addition, market quotes are considered not readily available when, due to extraordinary circumstances, an exchange or market on which a security trades does not open for trading for the entire day and no other market prices are available. Additionally, the Trust, in its discretion, may make adjustments to the prices of securities held by a Fund if an event occurs after the publication of market values normally used by a Fund but before the time as of which a Fund calculates its NAV, depending on the nature and significance of the event, consistent with applicable regulatory guidance and the Trust's fair value procedures. This may occur particularly with respect to certain foreign securities held by a Fund, in which case the Trust may use adjustment factors obtained from an independent evaluation service that are intended to reflect more accurately the value of those securities as of the time a Fund's NAV is calculated. Other events that can trigger fair valuing of foreign securities include, for example, (i) events impacting a single issuer, (ii) governmental actions that affect securities in one sector or country, (iii) natural disasters or armed conflict, or (iv) significant domestic or foreign market fluctuations. The Board of Trustees has delegated to the Adviser the responsibility for monitoring significant events that may materially affect the values of a Fund's securities or assets and for determining whether the value of the applicable securities or assets should be re-evaluated in light of such significant events.

## **PURCHASE OF SHARES**

Shares of the Funds may be purchased and sold (redeemed) on any business day, normally any day when the New York Stock Exchange is open for regular trading. Such purchases and redemptions can be made through a broker-dealer or other financial intermediary, or directly with the Funds. Shares are available to individuals, corporations and other institutions such as trusts, endowments, foundations or broker-dealers purchasing for the accounts of others who can meet the required investment minimum.

Shares are offered on a continuous basis by Foreside Funds Distributors LLC (the "Underwriter"). The shares are sold without the imposition by a Fund of any sale charges. Sales of Institutional Class shares of each Fund's shares are not subject to a Rule 12b-1 fee. You will not be charged any additional fees by a Fund (other than those described in this prospectus) if you purchase or redeem shares of a Fund directly through the Fund's transfer agent, BNY Mellon Investment Servicing.

If you purchase shares through an institutional organization, you may be charged a transaction-based fee or other fee for the services of such organization. If you invest through a financial intermediary or nominee, such as a broker-dealer or financial adviser (rather than directly through a Fund), certain policies and fees regarding your investment in the Funds may be different than those described in this prospectus. Financial intermediaries and nominees may also charge transaction fees and set different minimum investments or limitations or procedures on buying or selling shares. In addition, the availability of certain classes of shares may be limited to certain intermediary platforms, which means that your eligibility to purchase a specific class of Fund shares may depend on whether your intermediary offers that class.

The minimum initial investment in Institutional shares in each Fund is \$250,000. Additional investments in Institutional shares of each Fund may be made in the amount of \$5,000. The minimum initial investment in Investor Class shares of the Gotham Total Return Fund is \$2,500. Additional investments in Investor Class shares of the Gotham Total Return Fund is \$500. The minimum initial investment and additional investment requirement may be waived for persons including, without limitation clients of the Adviser or its affiliates, trustees/directors, officers and employees of the Adviser and its affiliates or the Trust and their spouses, parents and children.

### **Purchase Price**

Purchase orders are effected at the NAV next computed after a Fund has received your purchase order in good order. Purchase orders placed through a financial intermediary will be deemed to have been received and accepted by a Fund when the financial intermediary receives the purchase order in good order.

Purchase orders received by the transfer agent in good order before the close of regular trading on the NYSE on any business day will be priced at the NAV that is determined as of the close of trading on the NYSE. Purchase orders received in good order after the close of regular trading on the NYSE will be priced as of the close of regular trading on the following business day. "Good order" means that the purchase request is complete and includes all accurate required information. Purchase requests not in good order may be rejected.

It is the responsibility of the financial intermediary or nominee to promptly forward purchase or redemption orders and payments to the Funds on a timely basis. Purchase and redemption requests sent to such financial intermediary or nominee are executed at the NAV next determined after the intermediary receives the request if transmitted to the Funds' transfer agent in good order. Financial intermediaries may also designate other intermediaries to accept purchase and redemption orders on a Fund's behalf.

### **Distribution Plan**

The Board of Trustees, with respect to Investor Class shares of the Gotham Total Return Fund, has adopted a plan pursuant to Rule 12b-1 under the 1940 Act that allows the Gotham Total Return Fund to pay distribution and service fees for the sale and distribution of Investor Class shares and for services provided to Investor Class Shareholders. Because these fees are paid out of the Gotham Total Return Fund's assets on an ongoing basis, over time, these fees will increase the cost of your investment and may cost more than paying other types of sales charges. The distribution plan for Investor Class shares provides for payments of up to 0.25% of the average daily net assets of the Gotham Total Return Fund's Investor Class shares.



## TO OPEN AN ACCOUNT DIRECTLY WITH A FUND

### To Open Account with a Fund Directly By Mail

You may open an account directly with a Fund by mailing a completed application and a check drawn on a U.S. bank payable to a Fund to the addresses below. The application for Absolute 500 Fund may be found at [www.GothamFunds.com](http://www.GothamFunds.com) and for the other Funds by calling Shareholder Services toll-free at (877) 974-6852 ("Shareholder Services").

If a subsequent investment is being made, the check should also indicate your account number.

When you make purchases by check, a Fund may withhold payment on any redemption until it is reasonably satisfied that the funds are collected (which can take up to 15 business days). If you purchase shares with a check that does not clear, your purchase will be canceled and you will be responsible for any loss or fees incurred in that transaction. **Please make sure your check is for at least \$250,000 for Institutional Class shares of all Funds and \$2,500 for Investor Class shares of Gotham Total Return Fund.** Send the check and application to:

#### Regular Mail:

Gotham Funds  
FundVantage Trust  
c/o BNY Mellon Investment Servicing  
P.O. Box 9829  
Providence, RI 02940-8029

#### Overnight Mail:

Gotham Funds  
FundVantage Trust  
c/o BNY Mellon Investment Servicing  
4400 Computer Drive  
Westborough, MA 01581-1722  
(877) 974-6852

The Funds will only accept checks drawn on U.S. currency on domestic banks. The Funds will not accept any of the following: cash or cash equivalents, money orders, traveler's checks, cashier's checks, bank checks, official checks and treasurer's checks, payable through checks, third party checks and third party transactions.

The Funds do not generally accept investments by non-U.S. persons. Non-U.S. persons may be permitted to invest in a Fund subject to the satisfaction of enhanced due diligence. While the Funds do not generally accept foreign investors, they may in instances where either (i) an intermediary makes shares of a Fund available or (ii) the transfer agent, in the case of a direct to Fund subscription, has satisfied its internal procedures with respect to the establishment of foreign investor accounts. Please contact the Adviser at (212) 319-4100 for more information.

The USA PATRIOT Act requires financial institutions, including the Fund, to adopt certain policies and programs to prevent money-laundering activities, including procedures to verify the identity of customers opening new accounts. As requested on the application, you must supply your full name, date of birth, social security number, and permanent street address. Effective May 11, 2018, if you are opening the account in the name of a legal entity (e.g., partnership, limited liability company, business trust, corporation, etc.), you must also supply the identity of the beneficial owners. This information will assist the Fund in verifying your identity. Until such verification is made, the Fund may temporarily limit additional share purchases. In addition, the Fund may limit additional share purchases or close an account if it is unable to verify a shareholder's identity. As required by law, the Fund may employ various procedures, such as comparing the information to fraud databases or requesting additional information or documentation from you, to ensure that the information supplied by you is correct.

### To Open An Account Directly with the Fund by Wire

Please contact Shareholder Services toll-free at (877) 974-6852 for current wire instructions.

### Minimum Investment Requirements

The minimum initial investment for Institutional Class shares is \$250,000 and the minimum for each subsequent investment is \$5,000.

The minimum initial investment for Investor Class shares (for Gotham Total Return Fund) is \$2,500 and the minimum for each subsequent investment is \$500.

The minimum initial investment and additional investment requirements may be waived for persons including, without limitation clients of the Adviser or its affiliates, trustees/directors, officers and employees of the Adviser and its affiliates or the Trust and their spouses, parents and children. You may purchase shares as specified below.

Sales of Institutional Class shares of each Fund are not subject to a front-end sales charge or a Rule 12b-1 fee.

## TO ADD TO AN ACCOUNT DIRECTLY WITH A FUND

### By Mail

Fill out an investment slip (which can be found on a previous confirmation and write your account number on your check. **Please make sure your check is for at least \$5,000 for all Institutional Class shares of the Funds and \$500 for Investor Class shares of the Gotham Total Return Fund.** Mail the slip and your check to:

#### Regular Mail:

Gotham Funds  
FundVantage Trust  
c/o BNY Mellon Investment Servicing  
P.O. Box 9829  
Providence, RI 02940-8029

#### Overnight Mail:

Gotham Funds  
FundVantage Trust  
c/o BNY Mellon Investment Servicing  
4400 Computer Drive  
Westborough, MA 01581-1722

### By Wire

Please call Shareholder Services toll-free at (877) 974-6852 for current wire instructions. The wire must be received by the stock market close, typically 4:00 p.m. Eastern time, for same day processing. Your bank may charge a wire fee.

### Automated Clearing House (ACH) Purchase

Current shareholders may purchase additional shares via Automated Clearing House ("ACH"). To have this option added to your account, please send a letter to the Funds requesting this option and supply a voided check for the bank account. Only bank accounts held at domestic institutions that are ACH members may be used for these transactions.

You may not use ACH transactions for your initial purchase of Fund shares. ACH purchases will be effective at the closing price per share on the business day after the order is placed. The Funds may alter, modify or terminate this purchase option at any time.

### Online at [www.GothamFunds.com](http://www.GothamFunds.com)

Current shareholders with accounts held directly with the Funds may purchase additional shares at [www.GothamFunds.com](http://www.GothamFunds.com).

### Financial Intermediaries

You may purchase shares of the Funds through a financial intermediary who may charge you a commission on your purchase, may charge additional fees, and may require different minimum investments or impose other limitations on buying and selling shares of the Fund. "Financial intermediaries" include brokers, dealers, banks (including bank trust departments), insurance companies, investment advisers, financial advisers, financial planners, retirement or 401(k) plan administrators, their designated intermediaries and any other firm having a selling, administration or similar agreement with a Fund. If you invest through a financial intermediary or nominee, such as a broker-dealer or financial adviser (rather than directly through the Fund), certain policies and fees regarding your investment in the Fund may be different than those described in this prospectus. It is the responsibility of the financial intermediary or nominee to promptly forward purchase or redemption orders and payments to the Funds on a timely basis. Purchase and redemption requests sent to such authorized broker (or its designee) are executed at the NAV next determined after the intermediary receives the request if transmitted to the Funds' transfer agent in good order. Financial intermediaries may also designate other intermediaries to accept purchase and redemption orders on a Fund's behalf. Consult your investment representative for specific information.

In the event your financial intermediary modifies or terminates its relationship with a Fund, your shares may be subject to involuntary redemption unless you make arrangements to (a) transfer your Fund shares to another financial intermediary that is authorized to process Fund orders or (b) establish a direct account with the Trust's transfer agent by following the instructions under "To Open An Account Directly with the Fund." The Funds are not responsible for any loss in an investor's account or tax liability resulting from an involuntary redemption.

Contact your financial intermediary for specific information regarding the availability and suitability of various account options described throughout this prospectus and for specific information with respect to the financial intermediary's policies regarding minimum purchase and minimum balance requirements and involuntary redemption, which may differ from what is described throughout this prospectus.

**Networking and Sub-Transfer Agency Fees.** The Funds or Adviser may also directly enter into agreements with “financial intermediaries” pursuant to which they will pay the financial intermediary for services such as networking or sub-transfer agency, including the maintenance of “street name” or omnibus accounts and related sub-accounting, record keeping and administrative services provided to such accounts. Payments made pursuant to such agreements are generally based on either: (1) a percentage of the average daily net assets of clients serviced by such financial intermediary, or (2) the number of accounts serviced by such financial intermediary. Any payments made pursuant to such agreements are in addition to, rather than in lieu of, Rule 12b-1 distribution or shareholder service fees the financial intermediary may also be receiving. From time to time, the Adviser or its affiliates may pay a portion of the fees for networking or sub-transfer agency at its or their own expense and out of its or their legitimate profits. These payments may be material to financial intermediaries relative to other compensation paid by a Fund and/or the Underwriter, the Adviser and their affiliates. The payments described above may vary from amounts paid to the Trust’s transfer agent for providing similar services to other accounts. The financial intermediaries are not audited by the Funds, the Adviser or its service providers to determine whether such intermediary is providing the services for which they are receiving such payments.

**Additional Compensation to Financial Intermediaries.** The Adviser and, from time to time, affiliates of the Adviser, if applicable, may also, at their own expense and out of their own legitimate profits, provide additional cash payments to financial intermediaries who sell shares of the Funds. These additional cash payments are payments over and above sales communications or reallowances, distribution fees or servicing fees (including networking, administration and sub-transfer agency fees) payable to a financial intermediary which are disclosed elsewhere in this prospectus. These additional cash payments are generally made to financial intermediaries that provide sub-accounting, sub-transfer agency, shareholder or administrative services or marketing support. Marketing support may include: (i) access to sales meetings or conferences, sales representatives and financial intermediary management representatives; (ii) inclusion of a Fund on a sales list, including a preferred or select sales list, or other sales programs to which financial intermediaries provide more marketing support than to other sales programs on which the Adviser or its affiliates may not need to make additional cash payments to be included; (iii) promotion of the sale of a Fund’s shares in communications with a financial intermediaries’ customers, sales representatives or management representatives; and/or (iv) other specified services intended to assist in the distribution and marketing of a Fund’s shares. These additional cash payments also may be made as an expense reimbursement in cases where the financial intermediary provides shareholder services to Fund shareholders. The Adviser and its affiliates may also pay cash compensation in the form of finders’ fees or referral fees that vary depending on the Funds and dollar amount of shares sold.

The amount and value of additional cash payments vary for each financial intermediary. The additional cash payment arrangement between a particular financial intermediary and the Adviser or its affiliates may provide for increased rates of compensation as the dollar value of a Fund’s shares or particular class of shares sold or invested through such financial intermediary increases. The availability of these additional cash payments, the varying fee structure within a particular additional cash payment arrangement and the basis for and manner in which a financial intermediary compensates its sales representatives may create a financial incentive for a particular financial intermediary and its sales representatives to recommend a Fund’s shares over the shares of other mutual funds based, at least in part, on the level of compensation paid. You should consult with your financial adviser and review carefully any disclosure by the financial firm as to compensation received by your financial adviser.

Although the Funds may use financial firms that sell the Funds’ shares to effect portfolio transactions for the Funds, the Funds and the Adviser will not consider the sale of a Fund’s shares as a factor when choosing financial firms to effect those transactions.

For more information about these additional cash payments made to financial intermediaries, please refer to the section entitled “Additional Compensation to Financial Intermediaries” located in the SAI.

### **Rights Reserved by the Funds**

The Funds reserve the right to:

- reject any purchase order;
- suspend the offering of shares;
- vary the initial and subsequent investment minimums;
- waive the minimum investment requirement for any investor;
- redeem accounts with balances below the minimum after 30 days’ written notice;

- redeem your shares in the event your financial intermediary's relationship with the Fund is modified or terminated;
- subject to applicable law, redeem your shares in other circumstances determined by the Board to be in the best interest of the Fund and
- redeem your shares if you hold your shares through a financial intermediary and you propose to transfer your shares to another financial intermediary that does not have a relationship with the Fund.

The Funds will not be responsible for any loss in an investor's account or tax liability resulting from an involuntary redemption.

### **Market Timing and Frequent Trading Policy**

The Funds discourage frequent purchases and redemptions, and the Board of Trustees has adopted policies and procedures consistent with such position. The Funds are not designed to accommodate market timing or short-term trading. Frequent or excessive trades into or out of a Fund in an effort to anticipate changes in market prices of their investment portfolio is generally referred to as "market timing." Market timing can adversely impact the ability of the Adviser to invest assets in an orderly manner, which in turn may adversely impact the expenses and the performance of the Fund. These expenses are borne by all Fund shareholders, including long-term investors who do not generate such costs. Specifically, frequent trading may result in a Fund engaging in activities to a greater extent than it otherwise would, such as maintaining higher cash balances, using its line of credit and trading in portfolio securities, each of which may increase expenses and decrease performance. This occurs when market timers attempt to trade Fund shares when the NAV of a Fund does not reflect the value of the underlying portfolio securities.

To deter market timing and to minimize harm to a Fund and its shareholders, each Fund (i) charges a redemption fee of 1.00% on shares redeemed within thirty (30) days of purchase, and (ii) reserves the right to restrict, reject or cancel, without prior notice, any purchase order by market timers or by those persons a Fund believes are engaging in similar trading activity that, in the judgment of the Funds or the Adviser, may be disruptive to the Funds. The Funds will not be liable for any loss resulting from rejected purchase orders. No waivers of the provisions of this policy established to detect and deter market timing and other excessive trading activity are permitted that would harm the Funds and its shareholders or would subordinate the interests of the Funds and its shareholders to those of the Adviser or any affiliated person or associated person of the Adviser.

The Funds' Chief Compliance Officer ("CCO") reviews on an as-needed basis, as determined by the CCO in coordination with the Adviser and other service providers, available information related to the trading activity in the Funds in order to assess the likelihood that the Funds may be the target of market timing or similar trading practices. If, in its judgment, a Fund or the Adviser detects excessive, short-term trading, such Fund may reject or restrict a purchase request and may further seek to close an investor's account with such Fund. The Funds may modify their procedures from time to time without prior notice regarding the detection of excessive trading or to address specific circumstances. Each Fund will apply its procedures in a manner that, in the Fund's judgment, will be uniform.

There is no guarantee that the Funds or its agents will be able to detect frequent trading activity or the shareholders engaged in such activity, or, if it is detected, to prevent its recurrence.

In order for a financial intermediary to purchase shares of a Fund for an "omnibus" account, in nominee name or on behalf of another person, the Trust will enter into shareholder information agreements with such financial intermediary or its agent. These agreements require each financial intermediary to provide a Fund access, upon request, to information about underlying shareholder transaction activity in these accounts and the shareholder's Taxpayer Identification Number (or International Taxpayer Identification Number or other government issued identifier). If a shareholder information agreement has not been entered into by a financial intermediary, such financial intermediary will be prohibited from purchasing Fund shares for an "omnibus" account, in nominee name or on behalf of another person. If necessary, a Fund may prohibit additional purchases of Fund shares by a financial intermediary or by certain customers of the financial intermediary. Financial intermediaries may also monitor their customers' trading activities in a Fund. The criteria used by intermediaries to monitor for excessive trading may differ from the criteria used by a Fund. If a financial intermediary fails to enforce a Fund's excessive trading policies, such Fund may take certain actions, including terminating the relationship.

### **REDEMPTION OF SHARES**

You may "redeem" or sell your shares on any day the NYSE is open, either directly through the Funds' transfer agent, BNY Mellon Investment Servicing, or through your broker-dealer. The price you receive will be the NAV next calculated after receipt of the request in good order. "Good order" means that the redemption request is complete and includes all accurate required information including any medallion signature guarantees, if necessary.

## Redemption Fee

The Funds charge a redemption fee of 1.00% on proceeds of shares redeemed within 30 days following their acquisition (see "Redemption Fee"). The redemption fee will be calculated as a percentage of the NAV of total redemption proceeds. Those shares held the longest will be treated as being redeemed first and the shares held shortest as being redeemed last. The fee will be paid directly to a Fund from which the shares are redeemed or exchanged and is intended to offset the trading costs, market impact and other costs associated with short-term money movements in and out of such Fund. The Funds are not intended to accommodate short-term trading.

The 1.00% redemption fee will not be charged on the following transactions:

1. Redemptions on shares held through retirement plans (including, without limitation, those maintained pursuant to Sections 401, 403, 408, 408A and 457 of the Internal Revenue Code of 1986, as amended (the "Code") and nonqualified plans), unless the plan has the systematic capability of assessing the redemption fee at the participant or individual account level;
2. Redemptions requested following (a) the death of a shareholder, or (b) the post-purchase "disability" or "hardship" (as such terms are defined by the Code or the rules and regulations thereunder) of the shareholder or as required by law (i.e., a divorce settlement) provided that such death, disability, hardship or other event (i.e., divorce settlement) occurs after the shareholder's account was established with the Fund;
3. Redemptions initiated by a Fund (e.g., for failure to meet account minimums, to pay account fees funded by share redemptions, in the event of the liquidation of such Fund, if your financial intermediary modifies or terminates its relationship with a Fund);
4. Shares acquired through the reinvestment of distributions (dividends and capital gains);
5. Redemptions in omnibus accounts where redemptions cannot be tracked to the individual shareholder;
6. Redemptions by certain funds of funds and certain comprehensive fee programs, such as wrap fee accounts and automated rebalancing or asset allocation programs offered by financial intermediaries; and
7. Redemptions for systematic withdrawal plans.

All orders to sell shares of one fund advised by the Adviser and purchase shares of another fund advised by the Adviser will be subject to any redemption fee applicable to the shares sold and any holding period and redemption fee applicable to the shares purchased.

## Redemption Policies

Payment for redemptions of Fund shares is usually made within one business day, but not later than seven calendar days after receipt of your redemption request, unless the check used to purchase the shares has not yet cleared. A Fund may suspend the right of redemption or postpone the date of payment for more than seven days during any period when: (1) trading on the NYSE is restricted or the NYSE is closed for other than customary weekends and holidays, (2) the SEC has by order permitted such suspension for the protection of a Fund's shareholders or (3) an emergency exists, as determined by the SEC, making disposal of portfolio securities or valuation of net assets of a Fund not reasonably practicable. A Fund will automatically redeem shares if a purchase check is returned for insufficient funds and the shareholder's account will be charged for any loss. The Funds reserve the right to reject any third party check. The Funds generally pay redemption proceeds in cash, however, the Trust reserves the right to make a "redemption in kind" payment in portfolio securities rather than cash.

## TO REDEEM FROM YOUR ACCOUNT HELD DIRECTLY WITH A FUND

### By Mail

To redeem your shares by mail:

- Write a letter of instruction that includes the name of the applicable Fund, your account number, the name(s) in which the account is registered and the dollar value or number of shares you wish to sell.
- Include all signatures and any additional documents that may be required.

- Mail your request to:

**Regular Mail:**

Gotham Funds  
FundVantage Trust  
c/o BNY Mellon Investment Servicing  
P.O. Box 9829  
Providence, RI 02940-8029

**Overnight Mail:**

Gotham Funds  
FundVantage Trust  
c/o BNY Mellon Investment Servicing  
4400 Computer Drive  
Westborough, MA 01581-1722  
(877) 974-6852

- A check will be mailed to the name(s) and address in which the account is registered and may take up to seven days.
- The Funds may require additional documentation or a medallion signature guarantee on any redemption request to help protect against fraud.

In order to authorize the transfer agent to mail redemption proceeds to your Fund account address of record, complete the appropriate section of the Application for Telephone Redemptions or include your Fund account address of record when you submit written instructions. You may change the account that you have designated to receive amounts redeemed at any time. Any request to change the account designated to receive redemption proceeds should be accompanied by a medallion signature guarantee. A signature and a medallion signature guarantee are required for each person in whose name the account is registered. Further documentation may be required for a redemption request or to change the designated account when a corporation, other organization, trust, fiduciary or other institutional investor holds Fund shares.

### **By Telephone**

To redeem your shares by telephone, call Shareholder Services toll-free at (877) 974-6852. The proceeds will be paid to the registered owner: (1) by mail at the address on the account, or (2) by wire to the pre-designated bank account on the fund account. To use the telephone redemption privilege, you must have selected this service on your original account application or submitted a subsequent medallion signature guaranteed request in writing to add this service to your account. The Funds and BNY Mellon Investment Servicing reserve the right to refuse any telephone transaction when they are unable to confirm to their satisfaction that a caller is the account owner or a person preauthorized by the account owner. BNY Mellon Investment Servicing has established security procedures to prevent unauthorized account access. Neither the Funds nor any of its service contractors will be liable for any loss or expense in acting upon telephone instructions that are reasonably believed to be genuine. The telephone transaction privilege may be suspended, limited, modified or terminated at any time without prior notice by the Fund or BNY Mellon Investment Servicing.

### **By Wire**

In the case of redemption proceeds that are wired to a bank, a Fund transmits the payment only on days that the commercial banks are open for business and only to the bank and account previously authorized on your application or your medallion signature guaranteed letter of instruction. The Funds and BNY Mellon Investment Servicing will not be responsible for any delays in wired redemption proceeds due to heavy wire traffic over the Federal Reserve System. Each Fund reserves the right to refuse a wire redemption if it believes that it is advisable to do so. If you redeem your shares by wire transfer, BNY Mellon Investment Servicing charges a fee of \$10.00 for each wire redemption. You may also have your redemption proceeds sent to your bank via ACH. BNY Mellon Investment Servicing does not charge for this service, however please allow 2 to 3 business days for the transfer of money to reach your banking institution.

### **Online at [www.GothamFunds.com](http://www.GothamFunds.com)**

Current shareholders with accounts held directly with the Funds may redeem their shares at [www.GothamFunds.com](http://www.GothamFunds.com).

### **Selling Recently Purchased Shares**

If you wish to sell shares that were recently purchased by check, a Fund may delay mailing your redemption check for up to 15 business days after your redemption request to allow the purchase check to clear. The Funds reserve the right to reject any redemption request for shares recently purchased by check that has not cleared, and a Fund may require that a subsequent request be submitted. A Fund may charge a redemption fee of 1.00% on proceeds redeemed within 30 days following their acquisition (see "Redemption of Shares — Redemption Fee").

## **Medallion Signature Guarantees**

The Funds may require additional documentation for the redemption of corporate, partnership or fiduciary accounts or medallion signature guarantees for certain types of transfer requests or account registration changes. A medallion signature guarantee helps protect against fraud. A medallion signature guarantee is required if the address of record has changed within the past 30 days or if the proceeds are to be paid to a person or payee which is different from the address or payee information the Funds have on record.

When a Fund requires a signature guarantee, a medallion signature must be provided. A medallion signature guarantee may be obtained from a domestic bank or trust company, broker, dealer, clearing agency, saving association or other financial institution that is participating in a medallion program recognized by the Securities Transfer Association. The three recognized medallion programs are Securities Transfer Agents Medallion Program (STAMP), Stock Exchanges Medallion Program (SEMP) and New York Stock Exchange, Inc., Medallion Signature Program (MSP). Signature guarantees from financial institutions that are not participating in one of these programs will not be accepted. Please call Shareholder Services toll-free at (877) 974-6852 for further information on obtaining a proper medallion signature guarantee.

## **Customer Identification Program**

Federal law requires a Fund to obtain, verify and record identifying information, which may include the name, residential or business street address, date of birth (for an individual), social security or taxpayer identification number or other identifying information for each investor who opens or reopens an account with a Fund. Applications without the required information, or without any indication that a social security or taxpayer identification number has been applied for, may not be accepted. After acceptance, to the extent permitted by applicable law or its customer identification program, the Funds reserve the right (a) to place limits on transactions in any account until the identity of the investor is verified; or (b) to refuse an investment in a Fund, or to involuntarily redeem an investor's shares and close an account in the event that an investor's identity is not verified. A Fund and its agents will not be responsible for any loss in an investor's account resulting from the investor's delay in providing all required identifying information or from closing an account and redeeming an investor's shares when an investor's identity cannot be verified.

## **EXCHANGE OF SHARES**

You may exchange all or a portion of your shares in a Gotham Fund (Gotham Absolute Return Fund, Gotham Absolute 500 Fund, Gotham Absolute 500 Core Fund, Gotham Enhanced Return Fund, Gotham Enhanced 500 Fund, Gotham Enhanced 500 Core Fund, Gotham Neutral Fund, Gotham Neutral 500 Fund, Gotham Index Plus Fund, Gotham Index Plus All-Cap Fund, Gotham Enhanced Index Plus Fund, Gotham Hedged Plus Fund, Gotham Hedged Core Fund, Gotham Institutional Value Fund, Gotham Enhanced S&P 500 Index Fund, Gotham Defensive Long Fund, Gotham Defensive Long 500 Fund, Gotham Total Return Fund, Gotham Master Index Plus Fund, Gotham Master Neutral Fund and Gotham Short Strategies Fund) for shares in another Gotham Fund, up to four times per year, and not more frequently than once in any month. An exchange means that you purchase shares of a Gotham Fund using the proceeds from the simultaneous redemption of your shares in another Gotham Fund.

Redemption and purchase of shares through an exchange will be effected at the NAV per share next determined after the transfer agent receives your exchange request. An exchange will be treated as a sale for Federal income tax purposes. See "More Information about Taxes" for a discussion of the tax consequences of an exchange of shares in one Gotham Fund for shares in a different Gotham Fund.

Exchange transactions will be subject to the requirements of the particular Fund and respective share class into which the exchange is desired to be made, including the investment minimum. Exchange transactions will be subject to a Fund's redemption fee of 1.00% on proceeds redeemed within 30 days following their acquisition, whether acquired through purchase or exchange (with the exception of shares acquired through the reinvestment of dividends and/or capital gain distributions).

The exchange privilege is not intended to afford shareholders a way to speculate on short-term movements in the market. Accordingly, in order to prevent excessive use of the exchange privilege, which may potentially disrupt the management of a Fund and increase transaction costs, the Funds have established that shareholders are entitled to four (4) exchange redemptions per year, and not more frequently than once in any month. Notwithstanding the foregoing, the Funds reserve the right to reject any purchase request (including exchange purchases from another Fund) that is deemed to be disruptive to efficient portfolio management.

To obtain more information about exchanges, or to place exchange orders, contact the transfer agent, or, if your shares are held in an account with a financial intermediary, contact the financial intermediary. The Funds may terminate or modify the exchange offer described here and will give you 60 days' notice of such termination or modification.

## **TRANSACTION POLICIES**

### **Timing of Purchase or Sale Requests**

All requests received in good order by BNY Mellon Investment Servicing or authorized dealers of Fund shares before the close of regular trading on the NYSE, typically 4:00 p.m. Eastern time, will be executed the same day, at that day's NAV. Orders received after the close of regular trading of the NYSE will be executed the following day, at that day's NAV. All investments must be in U.S. dollars. Purchase and redemption orders are executed only on days when the Exchange is open for trading. If the NYSE closes early, the deadlines for purchase and redemption orders are accelerated to the earlier closing time.

### **New York Stock Exchange Closings**

The NYSE is typically closed for trading on New Year's Day, Martin Luther King, Jr. Day, Presidents' Day, Good Friday, Memorial Day, Independence Day, Labor Day, Thanksgiving Day and Christmas Day.

### **Account Minimum**

You must keep at least \$100,000 worth of Institutional Class shares in your account or \$1,500 worth of Investor Class shares in your account to keep the account open. If, after giving you 30 days' prior written notice, your account value is still below \$100,000 for Institutional Class shares or \$1,500 for Investor Class shares due to your redemptions (not including market fluctuations), a Fund may redeem your shares and send you a check for the redemption proceeds. The account minimum may be waived for persons including clients of the Adviser or its affiliates, trustees/directors, officers and employees of the Adviser and its affiliates or the Trust and their spouses, parents and children.

### **Other Documents**

Additional documents may be required for purchases and redemptions when shares are registered in the name of a corporation, partnership, association, agent, fiduciary, trust, estate or other organization. For further information, please call Shareholder Services toll-free at (877) 974-6852.

## **SHAREHOLDER SERVICES**

### **Your Account with a Fund**

If you have questions about your account, including purchases, redemptions, and distributions, call Shareholder Services from Monday through Friday, 9:00 a.m. to 5:00 p.m., Eastern time. Call Shareholder Services toll-free at (877) 974-6852.

### **Account Statements**

The Funds provide you with these helpful services and information about your account:

- a confirmation statement after every transaction;
- monthly account statements reflecting transactions made during the month;
- an annual account statement reflecting all transactions for the year; and
- tax information, after the end of each year, a copy of which will also be filed with the Internal Revenue Service ("IRS"), if necessary.

Financial statements with a summary of portfolio composition and performance will be mailed at least twice a year.

The Funds provide the above shareholder services without charge, but may charge for special services such as requests for historical transcripts of accounts.



## Delivery of Shareholder Documents

To reduce expenses, the Funds mail only one copy of their prospectus and each annual and semi-annual report to those addresses shared by two or more accounts. If you wish to receive individual copies of these documents, please call Shareholder Services toll-free at (877) 974-6852 or, if your shares are held through a financial institution, please contact the financial institution directly. A Fund will begin sending you individual copies within 30 days after receiving your request.

## DISTRIBUTIONS

Dividends from net investment income and distributions of net capital gain, if any, are declared and paid annually to you. Each Fund will distribute net realized gains from foreign currency transactions, if any, after the end of the fiscal year in which the gain was realized. The amount of any distribution will vary and there is no guarantee that a Fund will pay either a dividend or a capital gain distribution.

Distributions are payable to the shareholders of record at the time the distributions are declared (including holders of shares being redeemed, but excluding holders of shares being purchased). All distributions are reinvested in additional shares, unless you elect to receive the distributions in cash. Shares become entitled to receive distributions on the day after the shares are issued. If you invest in a Fund shortly before the ex-dividend date of a taxable distribution, the distribution will lower the value of that Fund's shares by the amount of the distribution and, in effect, you will receive some of your investment back in the form of a taxable distribution.

## MORE INFORMATION ABOUT TAXES

The tax information in this prospectus is provided only for general information purposes and only for U.S. taxpayers and should not be considered as tax advice or relied on by a shareholder or prospective investor.

**General.** The Funds intend to qualify annually to be treated as a regulated investment company (a "RIC") under Subchapter M of the Code. As such, each Fund will not be subject to federal income tax on the earnings it distributes to shareholders provided it satisfies certain requirements and restrictions set forth in the Code one of which is to distribute to its shareholders substantially all of its income and gains each year. If for any taxable year a Fund fails to qualify as a RIC: (1) it will be subject to tax in the same manner as an ordinary corporation and will be subject to tax on a graduated basis at the corporate tax rates then in effect; and (2) all distributions from its earnings and profits (as determined under federal income tax principles) will be taxable as ordinary dividend income eligible for the dividends-received deduction for corporate shareholders and the non-corporate shareholder long-term capital gain rate for "qualified dividend income" and ordinary rates for all other distributions, except for those treated as a return of capital or as substitute dividends with respect to dividends paid on securities lent out by the Funds. In addition, dividends paid on securities lent out by the Funds may not qualify for the dividends received deduction.

**Distributions.** The Funds will make distributions to you that may be taxed as ordinary income or capital gains (which may be taxed at different rates depending on the length of time a Fund holds its assets). The dividends and distributions you receive may be subject to federal, state and local taxation, depending upon your tax situation. Distributions are taxable whether you reinvest such distributions in additional shares of a Fund or choose to receive cash.

Unless you are investing through a tax-deferred retirement account (such as a 401(k) or an IRA), you should consider avoiding a purchase of Fund shares shortly before the Fund makes a distribution, because making such a purchase can increase your taxes and the cost of the shares. This is known as "buying a dividend." For example: On December 15, you invest \$5,000, buying 250 shares for \$20 each. If the Fund pays a distribution of \$1 per share on December 16, its share price will drop to \$19 (not counting market change). You still have only \$5,000 (250 shares x \$19 = \$4,750 in share value, plus 250 shares x \$1 = \$250 in distributions), but you owe tax on the \$250 distribution you received — even if you reinvest it in more shares and have to pay the tax due on the dividend without receiving any cash to pay the taxes. To avoid "buying a dividend," check the Fund's distribution schedule before you invest.

**Ordinary Income.** Net investment income (other than qualified dividends and income designated as tax-exempt), including distributions of income from securities lending and short-term capital gains, that is distributed to you is taxable as ordinary income for federal income tax purposes regardless of how long you have held your Fund shares. Certain dividends distributed to non-corporate shareholders and designated by a Fund as "qualified dividend income" are eligible for the long-term capital gains tax rates. Short-term capital gains that are distributed to you are taxable as ordinary income for federal income tax purposes regardless of how long you have held your Fund shares.

**Net Capital Gains.** Net capital gains (i.e., the excess of net long-term capital gains over net short-term capital losses) distributed to you, if any, are taxable as long-term capital gains (based on a Fund's holding period) for federal income tax purposes regardless of how long you have held your Fund shares.

**Sale or Exchange of Shares.** It is a taxable event for you if you sell shares of a Fund or exchange shares of a Fund for shares of another Fund. Depending on the purchase price and the sale price of the shares you sell or exchange, you may have a taxable gain or loss on the transaction. Any realized gain will be taxable to you, and, generally, will be capital gain, assuming you held the shares of the Fund as a capital asset. The capital gain will be long-term or short-term depending on how long you have held your shares in the Fund. Sales of shares of a Fund that you have held for twelve months or less will be a short-term capital gain or loss and if held for more than twelve months will constitute a long-term capital gain or loss. Any loss realized by a shareholder on a disposition of shares held for six months or less will be treated as a long-term capital loss to the extent of any distributions of capital gain dividends received by the shareholder and disallowed to the extent of any distributions of tax-exempt interest dividends, if any, received by the shareholder with respect to such shares.

**Returns of Capital.** If a Fund's distributions exceed its taxable income and capital gains realized during a taxable year, all or a portion of the distributions made in the same taxable year may be recharacterized as a return of capital to shareholders. A return of capital distribution will generally not be taxable, to the extent of each shareholder's basis in a Fund's shares but will reduce each shareholder's cost basis in a Fund and result in a higher reported capital gain or lower reported capital loss when those shares on which the distribution was received are sold.

**Medicare Contribution Tax.** Under current law, U.S. individuals with income exceeding \$200,000 (\$250,000, if married and filing jointly and \$125,000 if married and filing separately) will be subject to a 3.8% Medicare contribution tax on net investment income including interest (excluding tax-exempt interest), dividends, and capital gains. If applicable, the tax will be imposed on the lesser of the individual's (i) net investment income or (ii) the excess of modified adjusted gross income over \$200,000 (\$250,000 if married and filing jointly and \$125,000 if married and filing separately).

**IRAs and Other Tax-Qualified Plans.** One major exception to these tax principles is that a distribution on or the sale or exchange of shares held in an IRA (or other tax-qualified plan) will not be currently taxable unless the shares were acquired with borrowed funds.

**Backup Withholding.** A Fund may be required to withhold U.S. federal income tax on all taxable distributions and sales payable to shareholders who fail to provide their correct taxpayer identification number or to make required certifications, or who have been notified by the Internal Revenue Service that they are subject to backup withholding. The current backup withholding rate is 24%.

**State and Local Income Taxes.** This Prospectus does not discuss the state and local tax consequences of an investment in a Fund. **You are urged and advised to consult your own tax adviser concerning state and local taxes, which may have different consequences from those of the federal income tax laws.**

**Non-U.S. Shareholders.** Non-U.S. shareholders may be subject to U.S. tax as a result of an investment in a Fund. The Funds are required to withhold 30% tax on certain payments made to foreign entities that do not qualify for reduced withholding rates under a treaty and do not meet specified information reporting requirements under the Foreign Account Tax Compliance Act. This Prospectus does not discuss the U.S. or foreign country tax consequences of an investment by a non-U.S. shareholder in a Fund. **Accordingly, non-U.S. shareholders are urged and advised to consult their own tax advisers as to the U.S. and foreign country tax consequences of an investment in a Fund.**

**Basis Reporting and Holding Periods.** A shareholder is responsible for tracking the tax basis and holding periods of the shareholder's shares in a Fund for federal income tax purposes. However, RICs, such as the Funds, must report cost basis information to you and the Internal Revenue Service when a shareholder sells or exchanges shares that are not in a tax deferred retirement account. The Funds will permit shareholders to elect from among several IRS accepted cost basis methods.

**Statements and Notices.** You will receive an annual statement outlining the tax status of your distributions. You may also receive written notices of certain foreign taxes and distributions paid by a Fund during the prior taxable year.

***This section is only a summary of some important income tax considerations that may affect your investment in a Fund. More information regarding these considerations is included in the Funds' SAI. You are urged and advised to consult your own tax adviser regarding the effects of an investment in a Fund on your tax situation.***

## FINANCIAL HIGHLIGHTS

The financial highlights table is intended to help you understand each Fund's performance for the Institutional Class shares through its most recent fiscal year ended September 30, 2017. Investor Class shares of the Gotham Total Return Fund have not yet commenced operations. Effective May 1, 2015, the Gotham Absolute 500 Fund changed its fiscal year end from April 30 to September 30. The total returns in the table represent the rate at which an investor would have earned (or lost) on an investment in a Fund (assuming reinvestment of all dividends and distributions). This information has been audited by PricewaterhouseCoopers, LLP, an independent registered public accounting firm, whose report, along with such Funds' financial statements, is included in the Annual Report for the Gotham Absolute 500 Fund, Gotham Absolute 500 Core Fund, Gotham Enhanced 500 Fund, Gotham Enhanced 500 Core Fund, Gotham Neutral 500 Fund, Gotham Hedged Plus Fund, Gotham Hedged Core Fund, Gotham Defensive Long Fund, Gotham Defensive Long 500 Fund, Gotham Short Strategies Fund, Gotham Institutional Value Fund, Gotham Total Return Fund and Gotham Master Neutral Fund, for the period ended September 30, 2017 ("2017 Annual Report"). The 2017 Annual Report is incorporated by reference into the Funds' SAI and is available upon request by calling (877) 974-6852 or on the Funds' website at [www.GothamFunds.com](http://www.GothamFunds.com).

### Gotham Absolute 500 Fund

	Institutional Class			
	For the Fiscal Year Ended September 30, 2017	For the Fiscal Year Ended September 30, 2016	For Period Ended September 30, 2015*	For Period Ended April 30, 2015**
<b>Per Share Operating Performance</b>				
Net asset value, beginning of year/period . . . . .	\$ 10.21	\$ 9.80	\$ 10.47	\$ 10.00
Net investment loss <sup>1</sup> . . . . .	(0.02)	(0.02)	(0.03)	(0.09)
Net realized and unrealized gain/(loss) on investments . .	1.31	0.77	(0.64)	0.78
Total from investment operations . . . . .	1.29	0.75	(0.67)	0.69
Distributions from net investment income . . . . .	—	—	—	—
Distribution from capital gains . . . . .	—	(0.16)	—	(0.23)
Return of capital . . . . .	—	(0.19)	—	—
Total distributions . . . . .	—	(0.35)	—	(0.23)
Redemption fees . . . . .	—	0.01	—	0.01
Net asset value, end of year/period . . . . .	<u>\$ 11.50</u>	<u>\$ 10.21</u>	<u>\$ 9.80</u>	<u>\$ 10.47</u>
Total return <sup>2</sup> . . . . .	12.63%	7.88%	(6.40)%	6.98%
Net assets, end of year/period (000's) . . . . .	\$12,004	\$13,446	\$15,801	\$10,583
Ratio of expenses to average net assets with waivers, reimbursements and recoupments if any (including dividend and interest expense) <sup>3</sup> . . . . .	3.20%	3.80%	4.22% <sup>5</sup>	4.13% <sup>5</sup>
Ratio of expenses to average net assets without waivers, expense reimbursements and recoupments if any <sup>3,4</sup> . .	3.78%	4.00%	4.75% <sup>5</sup>	5.92% <sup>5</sup>
Ratio of net investment loss to average net assets (including dividend interest expense) . . . . .	(0.20)%	(0.19)%	(0.69)% <sup>5</sup>	(1.15)% <sup>5</sup>
Portfolio turnover rate . . . . .	203.65%	251.62%	126.07% <sup>6</sup>	327.45% <sup>6</sup>

\* The Fund changed its fiscal year end from April 30 to September 30.

\*\* The Fund commenced operations on July 31, 2014.

<sup>1</sup> The selected per share data was calculated using the average shares outstanding method for the period.

<sup>2</sup> Total investment return is calculated assuming a purchase of shares on the first day and a sale of shares on the last day of each period reported and includes reinvestment of dividends and distributions, if any. Total returns for periods less than one year are not annualized.

<sup>3</sup> Expense ratio includes dividend and interest expense related to securities sold short. Excluding such dividend and interest expense, the ratio of expenses to average net assets for the Gotham Absolute 500 Fund would be 1.50%, 1.84%, 2.25% and 2.25% for the years ended September 30, 2017 and 2016 and the periods ended September 30, 2015 and April 30, 2015, respectively.

<sup>4</sup> During the period, certain fees were reduced or expenses were recouped. If such fee reductions or recoupments had not occurred, the ratios would have been as shown.

<sup>5</sup> Annualized.

<sup>6</sup> Not Annualized.

## Gotham Absolute 500 Core Fund

	Institutional Class	
	For the Fiscal Year Ended September 30, 2017	For the Period Ended September 30, 2016*
<b>Per Share Operating Performance</b>		
Net asset value, beginning of year/period	\$ 10.00	\$10.00
Net investment income <sup>1</sup>	0.03	—
Net realized and unrealized gain on investments	1.16	(0.00) <sup>5</sup>
Total from investment operations	1.19	(0.00) <sup>5</sup>
Distributions from net investment income	—	—
Distribution from capital gains	—	—
Total distributions	—	—
Redemption fees	—	—
Net asset value, end of year/period	\$ 11.19	\$10.00
Total return <sup>2</sup>	11.90%	0.00%
Net assets, end of year/period (000's)	\$ 2,239	\$1,999
Ratio of expenses to average net assets with waivers, reimbursements and recoupments if any (including dividend and interest expense) <sup>3</sup>	2.15%	—%
Ratio of expenses to average net assets without waivers, expense reimbursements and recoupments if any <sup>3,4</sup>	5.33%	—%
Ratio of net investment income to average net assets (including dividend interest expense)	0.25%	—%
Portfolio turnover rate	244.96%	—%

\* The Fund commenced operations on September 30, 2016. Initial seed capital was issued at \$10.00 per share on September 30, 2016.

<sup>1</sup> The selected per share data was calculated using the average shares outstanding method for the period.

<sup>2</sup> Total investment return is calculated assuming a purchase of shares on the first day and a sale of shares on the last day of each period reported and includes reinvestment of dividends and distributions, if any. Total returns for periods less than one year are not annualized.

<sup>3</sup> Expense ratio includes dividend and interest expense related to securities sold short. Excluding such dividend and interest expense, the ratio of expenses to average net assets for the Gotham Absolute 500 Core Fund would be 1.15% for the year ended September 30, 2017.

<sup>4</sup> During the period, certain fees were reduced or expenses were recouped. If such fee reductions or recoupments had not occurred, the ratios would have been as shown.

<sup>5</sup> Amount is less than \$0.005 per share.

## Gotham Enhanced 500 Fund

	Institutional Class		
	For the Fiscal Year Ended September 30, 2017	For the Fiscal Year Ended September 30, 2016	For the Period Ended September 30, 2015*
<b>Per Share Operating Performance</b>			
Net asset value, beginning of year/period	\$ 10.22	\$ 8.99	\$ 10.00
Net investment income(loss) <sup>1</sup>	0.02	0.03	(0.02)
Net realized and unrealized gain/(loss) on investments	1.99	1.26	(0.99)
Total from investment operations	2.01	1.29	(1.01)
Distributions from net investment income	(0.03)	(0.01)	—
Distribution from capital gains	—	(0.05)	—
Total distributions	(0.03)	(0.06)	—
Redemption fees	—	0.00 <sup>5</sup>	—
Net asset value, end of year/period	\$ 12.20	\$ 10.22	\$ 8.99
Total return <sup>2</sup>	19.73%	14.43% <sup>8</sup>	(10.10)%
Net assets, end of year/period (000's)	\$24,453	\$19,865	\$ 6,067
Ratio of expenses to average net assets with waivers, reimbursements and recoupments if any (including dividend and interest expense) <sup>3</sup>	3.83%	4.09%	4.40% <sup>6</sup>
Ratio of expenses to average net assets with waivers, expense reimbursements and recoupments if any (excluding dividend and interest expense) <sup>3,4</sup>	4.18%	4.69%	5.54% <sup>6</sup>
Ratio of net investment income (loss) to average net assets without waivers, expense reimbursements and recoupments, if any	0.17%	0.29%	(0.24)% <sup>6</sup>
Portfolio turnover rate	192.91%	219.41%	355.33% <sup>7</sup>

\* The Fund commenced operations on December 31, 2014.

<sup>1</sup> The selected per share data was calculated using the average shares outstanding method for the period.

<sup>2</sup> Total investment return is calculated assuming a purchase of shares on the first day and a sale of shares on the last day of each period reported and includes reinvestment of dividends and distributions, if any. Total returns for periods less than one year are not annualized.

<sup>3</sup> Expense ratio includes dividend and interest expense related to securities sold short. Excluding such dividend and interest expense, the ratio of expenses to average net assets for the Gotham Enhanced 500 Fund would be 1.50%, 1.77% and 2.25% for the years ended September 30, 2017 and 2016 and the period ended September 30, 2015, respectively.

<sup>4</sup> During the period, certain fees were reduced or expenses were recouped. If such fee reductions or recoupments had not occurred, the ratios would have been as shown.

<sup>5</sup> Amount is less than \$0.005 per share.

<sup>6</sup> Annualized.

<sup>7</sup> Not annualized.

<sup>8</sup> The performance data includes adjustments in accordance with accounting principles generally accepted in the United States of America and, consequently, the net asset value for financial reporting purposes and the returns based upon those net asset values may differ from the net asset values and returns for shareholder transactions.

## Gotham Enhanced 500 Core Fund

	<b>Institutional Class</b>	
	<b>For the Fiscal Year Ended September 30, 2017</b>	<b>For the Period Ended September 30, 2016*</b>
<b>Per Share Operating Performance</b>		
Net asset value, beginning of year/period	\$ 9.99	\$10.00
Net investment income <sup>1</sup>	0.09	—
Net realized and unrealized gain/(loss) on investments	1.78	(0.01)
Total from investment operations	1.87	(0.01)
Distributions from net investment Income	—	—
Distribution from capital gains	—	—
Total distributions	—	—
Redemption fees	—	—
Net asset value, end of year/period	\$ 11.86	\$ 9.99
Total return <sup>2</sup>	18.60%	(0.10)%
Net assets, end of year/period (000's)	\$ 2,399	\$1,999
Ratio of expenses to average net assets with waivers, reimbursements and recoupments if any (including dividend and interest expense) <sup>3</sup>	2.21%	—%
Ratio of expenses to average net assets with waivers, expense reimbursements and recoupments, (excluding dividend and interest expense) <sup>3,4</sup>	5.28%	—%
Ratio of net investment income (loss) to average net assets without waivers, expense reimbursements and recoupments if any	0.83%	—%
Portfolio turnover rate	237.06%	—%

\* The Fund commenced operations on September 30, 2016. Initial seed capital was issued at \$10.00 per share on September 30, 2016.

1 The selected per share data was calculated using the average shares outstanding method for the period.

2 Total investment return is calculated assuming a purchase of shares on the first day and a sale of shares on the last day of each period reported and includes reinvestment of dividends and distributions, if any. Total returns for periods less than one year are not annualized.

3 Expense ratio includes dividend and interest expense related to securities sold short. Excluding such dividend and interest expense, the ratio of expenses to average net assets for the Gotham Enhanced 500 Core Fund would be 1.15% for the year ended September 30, 2017.

4 During the period, certain fees were reduced or expenses were recouped. If such fee reductions or recoupments had not occurred, the ratios would have been as shown.

## Gotham Neutral 500 Fund

	<u>Institutional Class</u>
	<u>For the Year</u>
	<u>Ended</u>
	<u>September 30,</u>
	<u>2017*</u>
<b>Per Share Operating Performance</b>	
Net asset value, beginning of year . . . . .	\$ 10.00
Net investment loss <sup>1</sup> . . . . .	(0.07)
Net realized and unrealized gain/(loss) on investments . . . . .	0.84
Total from investment operations . . . . .	0.77
Distributions from net investment income . . . . .	—
Distribution from capital gains . . . . .	—
Total distributions . . . . .	—
Redemption fees . . . . .	—
Net asset value, end of period . . . . .	\$ 10.77
Total return <sup>2</sup> . . . . .	7.70%
Net assets, end of period (000's) . . . . .	\$ 3,593
Ratio of expenses to average net assets with waivers, reimbursements and recoupments if any (including dividend and interest expense) <sup>3</sup> . . . . .	3.24%
Ratio of expenses to average net assets without waivers, expense reimbursements and recoupments if any <sup>3,4</sup> . . . . .	6.02%
Ratio of net investment income (loss) to average net assets (including dividend interest expense) . . . . .	(0.64)%
Portfolio turnover rate . . . . .	201.65%

\* The Fund commenced operations on October 1, 2016. Initial seed capital was issued at \$10.00 per share on September 30, 2016.

<sup>1</sup> The selected per share data was calculated using the average shares outstanding method for the period.

<sup>2</sup> Total investment return is calculated assuming a purchase of shares on the first day and a sale of shares on the last day of each period reported and includes reinvestment of dividends and distributions, if any. Total returns for periods less than one year are not annualized.

<sup>3</sup> Expense ratio includes dividend and interest expense related to securities sold short. Excluding such dividend and interest expense, the ratio of expenses to average net assets for the Gotham Neutral 500 Fund would be 1.50% for the year ended September 30, 2017.

<sup>4</sup> During the period, certain fees were reduced or expenses were recouped. If such fee reductions or recoupments had not occurred, the ratios would have been as shown.

## Gotham Hedged Plus Fund

	Institutional Class	
	For the Fiscal Year Ended September 30, 2017	For the Period Ended September 30, 2016*
<b>Per Share Operating Performance</b>		
Net asset value, beginning of year/period	\$ 10.08	\$ 10.00
Net investment income <sup>1</sup>	0.01	0.00 <sup>5</sup>
Net realized and unrealized gain on investments	1.49	0.08
Total from investment operations	1.50	0.08
Distributions from net investment income	(0.11)	—
Distribution from capital gains	(0.04)	—
Total distributions	(0.15)	—
Redemption fees	—	—
Net asset value, end of year/period	\$ 11.43	\$ 10.08
Total return <sup>2</sup>	15.01%	0.80%
Net assets, end of year/period (000's)	\$ 2,319	\$ 2,015
Ratio of expenses to average net assets with waivers, reimbursements and recoupments if any (including dividend and interest expense) <sup>3</sup>	3.10%	3.13% <sup>6</sup>
Ratio of expenses to average net assets without waivers, expense reimbursements and recoupments if any <sup>3,4</sup>	8.46%	8.17% <sup>6</sup>
Ratio of net investment income to average net assets (including dividend interest expense)	0.09%	0.00% <sup>6,7</sup>
Portfolio turnover rate	182.53%	151.89% <sup>8</sup>

\* The Fund commenced operations on March 31, 2016. Initial seed capital was issued at \$10.00 per share on March 31, 2016.

<sup>1</sup> The selected per share data was calculated using the average shares outstanding method for the period.

<sup>2</sup> Total investment return is calculated assuming a purchase of shares on the first day and a sale of shares on the last day of each period reported and includes reinvestment of dividends and distributions, if any. Total returns for periods less than one year are not annualized.

<sup>3</sup> Expense ratio includes dividend and interest expense related to securities sold short. Excluding such dividend and interest expense, the ratio of expenses to average net assets for the Gotham Hedged Plus Fund would be 1.15% and 1.15% for the year ended September 30, 2017 and the period ended September 30, 2016, respectively.

<sup>4</sup> During the period, certain fees were reduced or expenses were recouped. If such fee reductions or recoupments had not occurred, the ratios would have been as shown.

<sup>5</sup> Amount is less than \$0.005 per share.

<sup>6</sup> Annualized.

<sup>7</sup> Amount is less than 0.005%

<sup>8</sup> Not annualized.



## Gotham Hedged Core Fund

	Institutional Class	
	For the Fiscal Year Ended September 30, 2017	For the Period Ended September 30, 2016*
<b>Per Share Operating Performance</b>		
Net asset value, beginning of year/period	\$ 10.00	\$10.00
Net investment income <sup>1</sup>	0.07	—
Net realized and unrealized gain/(loss) on investments	1.27	(0.00) <sup>5</sup>
Total from investment operations	1.34	(0.00) <sup>5</sup>
Distributions from net investment income	—	—
Distribution from capital gains	—	—
Total distributions	—	—
Redemption fees	—	—
Net asset value, end of year/period	\$ 11.34	\$10.00
Total return <sup>2</sup>	13.40%	0.00%
Net assets, end of year/period (000's)	\$ 2,267	\$1,999
Ratio of expenses to average net assets with waivers, reimbursements and recoupments if any (including dividend and interest expense) <sup>3</sup>	1.40%	—%
Ratio of expenses to average net assets without waivers, expense reimbursements and recoupments if any <sup>3,4</sup>	4.91%	—%
Ratio of net investment income (loss) to average net assets (including dividend interest expense)	0.66%	—%
Portfolio turnover rate	248.96%	—%

\* The Fund commenced operations on September 30, 2016. Initial seed capital was issued at \$10.00 per share on September 30, 2016.

<sup>1</sup> The selected per share data was calculated using the average shares outstanding method for the period.

<sup>2</sup> Total investment return is calculated assuming a purchase of shares on the first day and a sale of shares on the last day of each period reported and includes reinvestment of dividends and distributions, if any. Total returns for periods less than one year are not annualized.

<sup>3</sup> Expense ratio includes dividend and interest expense related to securities sold short. Excluding such dividend and interest expense, the ratio of expenses to average net assets for the Gotham Hedged Core Fund would be 0.85% for the year ended September 30, 2017.

<sup>4</sup> During the period, certain fees were reduced or expenses were recouped. If such fee reductions or recoupments had not occurred, the ratios would have been as shown.

<sup>5</sup> Amount is less than \$0.005 per share.

## Gotham Defensive Long Fund

	Institutional Class	
	For the Fiscal Year Ended September 30, 2017	For the Period Ended September 30, 2016*
<b>Per Share Operating Performance</b>		
Net asset value, beginning of year/period	\$ 9.99	\$10.00
Net investment loss <sup>1</sup>	(0.03)	—
Net realized and unrealized gain/(loss) on investments	0.91	(0.01)
Total from investment operations	0.88	(0.01)
Distributions from net investment income	—	—
Distribution from capital gains	—	—
Total distributions	—	—
Redemption fees	—	—
Net asset value, end of year/period	\$ 10.87	\$ 9.99
Total return <sup>2</sup>	8.70%	(0.10)%
Net assets, end of year/period (000's)	\$ 2,174	\$1,999
Ratio of expenses to average net assets with waivers, reimbursements and recoupments if any (including dividend and interest expense) <sup>3</sup>	3.62%	—%
Ratio of expenses to average net assets without waivers, expense reimbursements and recoupments if any <sup>3,4</sup>	8.27%	—%
Ratio of net investment income (loss) to average net assets (including dividend interest expense)	(0.27)%	—%
Portfolio turnover rate	262.95%	—%

\* The Fund commenced operations on September 30, 2016. Initial seed capital was issued at \$10.00 per share on September 30, 2016.

<sup>1</sup> The selected per share data was calculated using the average shares outstanding method for the period.

<sup>2</sup> Total investment return is calculated assuming a purchase of shares on the first day and a sale of shares on the last day of each period reported and includes reinvestment of dividends and distributions, if any. Total returns for periods less than one year are not annualized.

<sup>3</sup> Expense ratio includes dividend and interest expense related to securities sold short. Excluding such dividend and interest expense, the ratio of expenses to average net assets for the Gotham Defensive Long Fund would be 2.15% for the year ended September 30, 2017.

<sup>4</sup> During the period, certain fees were reduced or expenses were recouped. If such fee reductions or recoupments had not occurred, the ratios would have been as shown.

## Gotham Defensive Long 500 Fund

	Institutional Class	
	For the Fiscal Year Ended September 30, 2017	For the Period Ended September 30, 2016*
<b>Per Share Operating Performance</b>		
Net asset value, beginning of year/period	\$ 9.99	\$10.00
Net investment income <sup>1</sup>	0.04	—
Net realized and unrealized gain/(loss) on investments	1.68	(0.01)
Total from investment operations	1.72	(0.01)
Distributions from net investment income	—	—
Distribution from capital gains	—	—
Total distributions	—	—
Redemption fees	—	—
Net asset value, end of year/period	\$ 11.71	\$ 9.99
Total return <sup>2</sup>	17.10%	(0.10)%
Net assets, end of year/period (000's)	\$ 7,940	\$1,999
Ratio of expenses to average net assets with waivers, reimbursements and recoupments if any (including dividend and interest expense) <sup>3</sup>	3.80%	—%
Ratio of expenses to average net assets without waivers, expense reimbursements and recoupments if any <sup>3,4</sup>	5.01%	—%
Ratio of net investment income (loss) to average net assets (including dividend interest expense)	0.39%	—%
Portfolio turnover rate	259.21%	—%

\* The Fund commenced operations on September 30, 2016. Initial seed capital was issued \$10.00 per share on September 30, 2016.

<sup>1</sup> The selected per share data was calculated using the average shares outstanding method for the period.

<sup>2</sup> Total investment return is calculated assuming a purchase of shares on the first day and a sale of shares on the last day of each period reported and includes reinvestment of dividends and distributions, if any. Total returns for periods less than one year are not annualized.

<sup>3</sup> Expense ratio includes dividend and interest expense related to securities sold short. Excluding such dividend and interest expense, the ratio of expenses to average net assets for the Gotham Defensive Long 500 Fund would be 1.50% for the year ended September 30, 2017.

<sup>4</sup> During the period, certain fees were reduced or expenses were recouped. If such fee reductions or recoupments had not occurred, the ratios would have been as shown.

## Gotham Short Strategies Fund

	<u>Institutional Class</u>
	<u>For the Period</u>
	<u>Ended</u>
	<u>September 30,</u>
	<u>2017*</u>
<b>Per Share Operating Performance</b>	
Net asset value, beginning of period . . . . .	\$ 10.00
Net investment income <sup>1</sup> . . . . .	0.02
Net realized and unrealized gain on investments . . . . .	0.05
Total from investment operations . . . . .	0.07
Distributions from net investment income . . . . .	—
Distribution from capital gains . . . . .	—
Total distributions . . . . .	—
Redemption fees . . . . .	—
Net asset value, end of period . . . . .	<u>\$ 10.07</u>
Total return <sup>2</sup> . . . . .	0.70%
Net assets, end of period (000's) . . . . .	\$18,328
Ratio of expenses to average net assets with waivers, reimbursements and recoupments if any (including dividend and interest expense) <sup>3</sup> . . . . .	1.35% <sup>4</sup>
Ratio of expenses to average net assets without waivers, expense reimbursements and recoupments if any <sup>3</sup> . . . . .	3.06% <sup>4</sup>
Ratio of net investment income to average net assets (including dividend interest expense) . . . . .	1.19% <sup>4</sup>
Portfolio turnover rate . . . . .	165.16% <sup>5,6</sup>

\* The Fund commenced operations on July 31, 2017. Initial seed capital was issued at \$10.00 per share on July 31, 2017.

<sup>1</sup> The selected per share data was calculated using the average shares outstanding method for the period.

<sup>2</sup> Total investment return is calculated assuming a purchase of shares on the first day and a sale of shares on the last day of each period reported and includes reinvestment of dividends and distributions, if any. Total returns for periods less than one year are not annualized.

<sup>3</sup> During the period, certain fees were reduced or expenses were recouped. If such fee reductions or recoupments had not occurred, the ratios would have been as shown.

<sup>4</sup> Annualized.

<sup>5</sup> Not annualized.

<sup>6</sup> Portfolio turnover rate excludes securities received from processing a subscription due to a reorganization.

## Gotham Institutional Value Fund

	Institutional Class	
	For the Fiscal Year Ended September 30, 2017	For the Period Ended September 30, 2016*
<b>Per Share Operating Performance</b>		
Net asset value, beginning of year/period	\$ 10.87	\$ 10.00
Net investment income <sup>1</sup>	0.14	0.11
Net realized and unrealized gain on investments	1.71	0.76
Total from investment operations	1.85	0.87
Distributions from net investment income	(0.26)	—
Distribution from capital gains	—	—
Total distributions	(0.26)	—
Redemption fees	—	—
Net asset value, end of year/period	\$ 12.46	\$ 10.87
Total return <sup>2</sup>	17.31%	8.70%
Net assets, end of year/period (000's)	\$ 2,627	\$ 2,236
Ratio of expenses to average net assets with waivers, reimbursements and recoupments if any (including dividend and interest expense)	0.95%	0.95% <sup>4</sup>
Ratio of expenses to average net assets without waivers, expense reimbursements and recoupments if any <sup>3</sup>	4.40%	4.90% <sup>4</sup>
Ratio of net investment income to average net assets (including dividend interest expense)	1.19%	1.41% <sup>4</sup>
Portfolio turnover rate	168.54%	243.77% <sup>5</sup>

\* The Fund commenced operations on December 31, 2015. Initial seed capital was issued at \$10.00 per share on December 31, 2015.

<sup>1</sup> The selected per share data was calculated using the average shares outstanding method for the period.

<sup>2</sup> Total investment return is calculated assuming a purchase of shares on the first day and a sale of shares on the last day of each period reported and includes reinvestment of dividends and distributions, if any. Total returns for periods less than one year are not annualized.

<sup>3</sup> During the period, certain fees were reduced or expenses were recouped. If such fee reductions or recoupments had not occurred, the ratios would have been as shown.

<sup>4</sup> Annualized.

<sup>5</sup> Not annualized.

## Gotham Total Return Fund

	Institutional Class		
	For the Fiscal Year Ended September 30, 2017	For the Fiscal Year Ended September 30, 2016	For the Period Ended September 30, 2015*
<b>Per Share Operating Performance</b>			
Net asset value, beginning of year/period	\$ 10.02	\$ 9.33	\$10.00
Net investment income (loss) <sup>1</sup>	0.01	0.17	(0.01)
Net realized and unrealized gain/(loss) on investments	1.58	0.72	(0.66)
Total from investment operations	1.59	0.89	(0.67)
Distributions from net investment income	(0.01)	(0.18)	—
Distribution from capital gains	—	(0.02)	—
Total distributions	(0.01)	(0.20)	—
Redemption fees	—	—	0.00 <sup>5</sup>
Net asset value, end of year/period	\$ 11.60	\$10.02	\$ 9.33
Total return <sup>2</sup>	15.82%	9.65%	(6.70)%
Net assets, end of year/period (000's)	\$18,539	\$8,062	\$7,010
Ratio of expenses to average net assets with waivers, reimbursements and recoupments if any (including dividend and interest expense)	0.02%	0.17%	0.18% <sup>6</sup>
Ratio of expenses to average net assets without waivers, expense reimbursements and recoupments if any <sup>3,4</sup>	0.74%	1.55%	1.57% <sup>6</sup>
Ratio of net investment income (loss) to average net assets (including dividend interest expense)	0.09%	1.78%	(0.18)% <sup>6</sup>
Portfolio turnover rate	27.24%	5.85%	42.30% <sup>7</sup>

\* The Fund commenced operations on March 31, 2015. Initial seed capital was issued at \$10.00 per share on March 31, 2015.

<sup>1</sup> The selected per share data was calculated using the average shares outstanding method for the period.

<sup>2</sup> Total investment return is calculated assuming a purchase of shares on the first day and a sale of shares on the last day of each period reported and includes reinvestment of dividends and distributions, if any. Total returns for periods less than one year are not annualized.

<sup>3</sup> During the period, certain fees were reduced or expenses were recouped. If such fee reductions or recoupments had not occurred, the ratios would have been as shown.

<sup>4</sup> The Gotham Total Return Fund also will indirectly bear its prorated share of expenses of the underlying funds. Such expenses are not included in the calculation of this ratio.

<sup>5</sup> Amount is less than \$0.005 per share.

<sup>6</sup> Annualized.

<sup>7</sup> Not annualized.

**Gotham Master Neutral Fund**

	<u>Institutional Class</u> <u>For the Period</u> <u>Ended</u> <u>September 30,</u> <u>2017*</u>
<b>Per Share Operating Performance</b>	
Net asset value, beginning of period . . . . .	\$10.00
Net investment income <sup>1</sup> . . . . .	0.01
Net realized and unrealized gain on investments . . . . .	0.07
Total from investment operations . . . . .	<u>0.08</u>
Distributions from net investment income . . . . .	—
Distribution from capital gains . . . . .	—
Total distributions . . . . .	<u>—</u>
Redemption fees . . . . .	—
Net asset value, end of period . . . . .	<u>\$10.08</u>
Total return <sup>2</sup> . . . . .	0.80%
Net assets, end of period (000's) . . . . .	\$4,075
Ratio of expenses to average net assets with waivers, reimbursements and recoupments if any (including dividend and interest expense) <sup>3</sup> . . . . .	0.31% <sup>6</sup>
Ratio of expenses to average net assets without waivers, expense reimbursements and recoupments if any <sup>3,4,5</sup> . . . . .	4.60% <sup>6</sup>
Ratio of net investment income to average net assets (including dividend interest expense) . . . . .	0.35% <sup>6</sup>
Portfolio turnover rate . . . . .	96.82% <sup>7</sup>

\* The Fund commenced operations on April 28, 2017. Initial seed capital was issued at \$10.00 per share on April 28, 2017.

<sup>1</sup> The selected per share data was calculated using the average shares outstanding method for the period.

<sup>2</sup> Total investment return is calculated assuming a purchase of shares on the first day and a sale of shares on the last day of each period reported and includes reinvestment of dividends and distributions, if any. Total returns for periods less than one year are not annualized.

<sup>3</sup> Expense ratio includes dividend and interest expense related to securities sold short. Excluding such dividend and interest expense, the ratio of expenses to average net assets for the Master Neutral Fund would be 0.31% for the period ended September 30, 2017.

<sup>4</sup> During the period, certain fees were reduced or expenses were recouped. If such fee reductions or recoupments had not occurred, the ratios would have been as shown.

<sup>5</sup> The Gotham Master Neutral Fund also will indirectly bear its prorated share of expenses of the underlying funds. Such expenses are not included in the calculation of this ratio.

<sup>6</sup> Annualized.

<sup>7</sup> Not annualized.

**GOTHAM FUNDS**  
*of*  
**FundVantage Trust**

(877) 974-6852

**FOR MORE INFORMATION**

**For additional information about the Funds, the following documents are available free upon request or can be accessed at [www.GothamFunds.com](http://www.GothamFunds.com):**

**Annual/Semi-Annual Reports**

These reports contain additional information about the Funds' investments including performance data, information on the Funds' portfolio holdings and operating results for the most recently completed fiscal year or half-year. The annual report includes a discussion of the market conditions and investment strategies that significantly affected the Funds' performance during its last fiscal year. The Funds' annual and semi-annual reports are available, free of charge, by calling Shareholder Services toll-free at (877) 974-6852 or on the Funds' website at [www.GothamFunds.com](http://www.GothamFunds.com).

**Statement of Additional Information (SAI)**

The SAI provides additional technical and legal descriptions of the Funds' policies, investment restrictions, risks and business structure, including a description of the Funds' policies and procedures with respect to the disclosure of the Funds' portfolio securities holdings. The information in the SAI, as supplemented from time to time, is incorporated into this prospectus by this reference. This means that the SAI, for legal purposes, is part of this prospectus. The SAI is available, free of charge, by calling Shareholder Services toll-free at (877) 974-6852 or on the Funds' website at [www.GothamFunds.com](http://www.GothamFunds.com).

**Shareholder Inquiries**

Copies of these documents and answers to questions about the Funds, including information on how to purchase or redeem Fund shares, may be obtained free of charge by contacting:

Gotham Funds  
FundVantage Trust  
c/o BNY Mellon Investment Servicing  
P.O. Box 9829  
Providence, RI 02940-8029  
(877) 974-6852  
9:00 a.m. to 5:00 p.m. Eastern time

**Securities and Exchange Commission**

Reports and information about the Funds (including the SAI and annual and semi-annual reports) also may be viewed or downloaded, free of charge, from the EDGAR database on the SEC's website at <http://www.sec.gov>. Such information can also be reviewed and copied at the SEC's Public Reference Room in Washington, D.C. Copies of this information may be obtained, upon payment of a duplicating fee, by electronic request at the following e-mail address: [publicinfo@sec.gov](mailto:publicinfo@sec.gov) or, by writing the SEC's Public Reference Room, Washington, D.C., 20549-1520. Information on the operation of the SEC's Public Reference Room may be obtained by calling the SEC at (202) 551-8090.



# GOTHAM ABSOLUTE 500 FUND

A Series of FundVantage Trust

## Summary Prospectus – February 1, 2018

Class/Ticker: Institutional Class Shares (GFIVX)

[Click here to view the Fund's Statutory Prospectus](#) or [Statement of Additional Information](#).

Before you invest, you may want to review the Fund's prospectus, which contains more information about the Fund and its risks. You can find the Fund's prospectus and other information about the Fund including the Fund's Statement of Additional Information ("SAI") and shareholder reports online at <https://www.gothamfunds.com/Funds.aspx?FundID=4>. You can also get this information at no cost by calling (877) 974-6852, by sending an email request to [info@gothamfunds.com](mailto:info@gothamfunds.com), or from any financial intermediary that offers shares of the Fund. The Fund's prospectus, dated February 1, 2018, and SAI, dated February 1, 2018, as amended from time to time, are incorporated by reference into this Summary Prospectus.

### Investment Objective

The Gotham Absolute 500 Fund (the "Fund") seeks long-term capital appreciation and to achieve positive returns during most annual periods in an efficient, risk-adjusted manner.

### Expenses and Fees

This table describes the fees and expenses that you may pay if you buy and hold shares of the Fund.

#### Shareholder Fees (fees paid directly from your investment):

	<b>Institutional Class</b>
Redemption Fee (as a percentage of amount redeemed within 30 days of purchase) . . . . .	1.00%

#### Annual Fund Operating Expenses (expenses that you pay each year as a percentage of the value of your investment):

Management Fees . . . . .	1.35%
Distribution and/or Service (Rule 12b-1) Fees . . . . .	None
Other Expenses . . . . .	2.43%
Dividend and Interest Expense on Securities Sold Short . . . . .	1.70%
Other Operating Expenses . . . . .	0.73%
<b>Total Annual Fund Operating Expenses<sup>1</sup></b> . . . . .	<b>3.78%</b>
Fee Waivers and/or Expense Reimbursements <sup>1</sup> . . . . .	(0.58)%
<b>Total Annual Fund Operating Expenses After Fee Waivers and/or Expense Reimbursements<sup>1</sup></b> . . . . .	<b>3.20%</b>

<sup>1</sup> Gotham Asset Management, LLC ("Gotham" or the "Adviser") has contractually agreed to reduce its investment advisory fee and/or reimburse certain expenses of the Fund to the extent necessary to ensure that the Fund's total operating expenses (exclusive of taxes, "Acquired Fund Fees and Expenses," dividend and interest expense on securities sold short, interest, extraordinary items, and brokerage commissions) do not exceed 1.50% (on an annual basis) of average daily net assets of the Fund (the "Expense Limitation"). The Expense Limitation will remain in place until January 31, 2020, unless the Board of Trustees of FundVantage Trust (the "Trust") approves its earlier termination. The Adviser is entitled to recover, subject to approval by the Board of Trustees, such amounts reduced or reimbursed for a period of up to three (3) years from the date on which the Adviser reduced its compensation and/or assumed expenses for the Fund. The Adviser is permitted to seek reimbursement from the Fund, subject to certain limitations, for fees it waived and Fund expenses it paid to the extent the total annual fund expenses do not exceed the limits described above or any lesser limits in effect at the time of the reimbursement. No recoupment will occur unless the Fund's expenses are below the Expense Limitation.

### Expense Example

This Example is intended to help you compare the cost of investing in the Fund with the cost of investing in other mutual funds. The Example assumes that you invest \$10,000 in the Fund's Institutional Class shares for the time periods indicated and then redeem all of your shares at the end of those periods. The Example also assumes that your investment has a 5%

return each year and that the Fund's operating expenses remain the same. Although your actual costs may be higher or lower, based on these assumptions your costs would be:

	<u>1 Year</u>	<u>3 Years</u>	<u>5 Years</u>	<u>10 Years</u>
Institutional Class . . . . .	\$323	\$1,046	\$1,848	\$3,942

**Portfolio Turnover**

The Fund pays transaction costs, such as commissions, when it buys and sells securities (or “turns over” its portfolio). A higher portfolio turnover rate may indicate higher transaction costs and may result in higher taxes when Fund shares are held in a taxable account. These costs, which are not reflected in annual fund operating expenses or in the example, affect the Fund's performance. During the most recent fiscal year, the Fund's portfolio turnover rate was 203.65% of the average value of its portfolio.

**Summary of Principal Investment Strategies**

The Fund seeks to achieve its investment objective by investing under normal circumstances in long and short positions of equity securities. The Fund invests primarily in U.S. common stocks of companies listed in the S&P 500® Index, but may invest in other large capitalization companies, generally selected from the largest 500 – 700 U.S. companies based on market capitalization.

The Fund generally takes long positions in securities that the Adviser believes to be undervalued and short positions in securities that the Adviser believes to be overvalued, based on the Adviser's analysis of the issuer's financial reports and market valuation. It is anticipated that the Fund will hold several hundred positions.

The Adviser seeks to capitalize on pricing inefficiencies in the market by employing a systematic, bottom-up, valuation approach based on the Adviser's proprietary analytical framework to identify companies that appear to be undervalued or overvalued on both an absolute and relative basis. This approach consists of:

- Researching and analyzing each company in the Adviser's coverage universe according to a methodology that emphasizes fundamentals such as recurring earnings, cash flows, capital efficiency, capital structure and valuation;
- Identifying and excluding companies that do not conform to the Adviser's valuation methodology or companies judged by the Adviser to have questionable financial reporting;
- Updating the analysis for earning releases, annual (Form 10-K) and quarterly (Form 10-Q) reports and other corporate filings; and
- Recording analysis in a centralized database enabling the Adviser to compare companies and identify longs and shorts based on the Adviser's assessment of value.

Generally the long portfolio is weighted most heavily towards those stocks that are priced at the largest discount to the Adviser's assessment of value. Similarly, the short portfolio is generally weighted most heavily towards those short positions selling at the largest premium to the Adviser's measures of value. The portfolio is also subject to the Adviser's risk controls, which include liquidity and diversification considerations. The Fund is rebalanced (generally daily) to maintain exposure levels, manage risk and reposition the portfolio to reflect earnings releases and other new information related to particular companies. Because the Fund generally rebalances its long and short positions on a daily basis, the Fund may experience a high portfolio turnover rate.

The Adviser seeks to maintain the Fund's net exposure, which is the value of the Fund's long positions minus its short positions, below 70%, but plans to maintain a positive net exposure in most market environments. The Adviser expects that the Fund's gross exposure, which is the value of the Fund's long positions plus its short positions, will generally be below 250%.

The Fund's investment of the proceeds of short sales creates leverage in the Fund which may amplify changes in the Fund's net asset value. The Fund may also lend portfolio securities to brokers, dealers and other financial organizations meeting capital and other credit requirements or other criteria established by the Fund's Board of Trustees. Loans of portfolio securities will be collateralized by liquid securities and cash. The Fund may invest cash collateral received in securities consistent with its principal investment strategy.

## Summary of Principal Risks

The Fund is subject to the principal risks summarized below. These risks could adversely affect the Fund's net asset value ("NAV"), yield and total return. It is possible to lose money by investing in the Fund.

- **Common Stock Risk:** The Fund invests in common stocks. Common stock represents an equity (ownership) interest in a company or other entity. Common stocks are subject to greater fluctuations in market value than certain other asset classes as a result of such factors as a company's business performance, investor perceptions, stock market trends and general economic conditions. The rights of common stockholders are subordinate to all other claims on a company's assets, including debt holders and preferred stockholders. Common stocks risk the loss of all or a substantial portion of the investment.
- **Market Risk:** The Fund is subject to market risk — the risk that securities markets and individual securities will increase or decrease in value. Market risk applies to every market and every security. Security prices may fluctuate widely over short or extended periods in response to market or economic news and conditions, and securities markets also tend to move in cycles. If there is a general decline in the securities markets, it is possible your investment may lose value regardless of the individual results of the companies in which the Fund invests. The magnitude of up and down price or market fluctuations over time is sometimes referred to as "volatility," and it can be significant. In addition, different asset classes and geographic markets may experience periods of significant correlation with each other. As a result of this correlation, the securities and markets in which the Fund invests may experience volatility due to market, economic, political or social events and conditions that may not readily appear to directly relate to such securities, the securities' issuer or the markets in which they trade.
- **Value Style Risk:** The Adviser intends to buy securities, on behalf of the Fund, that it believes are undervalued and short securities it believes are overvalued. Investing in "value" stocks presents the risk that the stocks may never reach what the Adviser believes are their full market values, either because the market fails to recognize what the Adviser considers to be the companies' true business values or because the Adviser misjudges those values. In addition, value stocks may fall out of favor with investors and underperform growth stocks during given periods. Conversely, the Fund will short securities the Adviser believes are overvalued. This presents the risk that a stock's value may not decrease to what the Adviser believes is its true market values because the market fails to recognize what the Adviser considers to be the company's value, because the Adviser misjudges those values or because the Adviser is required to purchase the security before its investment thesis could be realized.
- **Short Sale Risk:** Short selling a security involves selling a borrowed security with the expectation that the value of that security will decline so that the security may be purchased at a lower price when returning the borrowed security. The risk for loss on short selling is greater than the original value of the securities sold short because the price of the borrowed security may rise, thereby increasing the price at which the security must be purchased. Any such loss is increased by the amount of premium or interest the Fund must pay to the lender of the security. Likewise, any gain will be decreased by the amount of premium or interest the Fund must pay to the lender of the security. Although the Fund's gain is limited to the price at which it sold the security short, its potential loss is limited only by the maximum attainable price of the security, less the price at which the security was sold and may, theoretically, be unlimited. Government actions also may affect the Fund's ability to engage in short selling. In addition, the Fund may be subject to expenses related to short sales that are not typically associated with investing in securities directly, such as costs of borrowing and margin account maintenance costs associated with the Fund's open short positions. These types of short sales expenses (sometimes referred to as the "negative cost of carry") negatively impact the performance of the Fund since these expenses tend to cause the Fund to lose money on a short sale even in instances where the price of the underlying security sold short does not change over the duration of the short sale. The Fund may not be able to borrow a security that it needs to deliver or it may not be able to close out a short position at an acceptable price and may have to sell long positions earlier than it had expected.
- **Leverage:** The Fund will utilize leverage in its investment program, including through its investment of short sale proceeds. Investing of short sale proceeds increases leverage because the Fund uses the proceeds to purchase additional securities consistent with the Fund's investment program. The use of leverage allows the Fund to make additional investments, thereby increasing its exposure to assets, such that its total assets may be greater than its capital. However, leverage also magnifies the volatility of changes in the value of the Fund's portfolio. The effect of the use of leverage by the Fund in a market that moves adversely to its investments could result in substantial losses to the Fund, which would be greater than if the Fund were not leveraged. Because a short position loses value as the security's price increases, the loss on a short sale is theoretically unlimited.

The short sale proceeds utilized by the Fund to leverage investments are collateralized by all or a portion of the Fund's portfolio. Accordingly, the Fund may pledge securities in order to effect short sales, utilize short sale proceeds or otherwise obtain leverage for investment or other purposes. Should the securities pledged to brokers to secure the

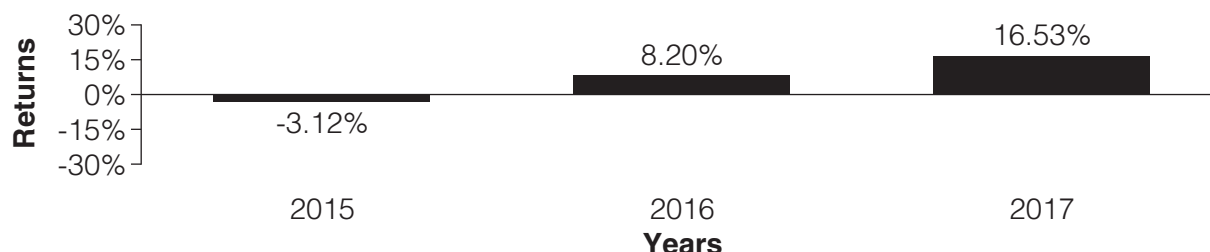
Fund's margin accounts decline in value, the Fund could be subject to a "margin call", pursuant to which the Fund must either deposit additional funds or securities with the broker or suffer mandatory liquidation of all or a portion of the pledged securities to compensate for the decline in value. The banks and dealers that provide leverage to the Fund have discretion to change the Fund's margin requirements at any time. Changes by counterparties in the foregoing may result in large margin calls, loss of leverage and forced liquidations of positions at disadvantageous prices. There can be no assurance that the Fund will be able to secure or maintain adequate leverage to pursue its investment strategy. The utilization of short sale proceeds for leverage will cause the Fund to be subject to higher transaction fees and other costs.

- **Manager Risk:** If the Adviser makes poor investment decisions, it will negatively affect the Fund's investment performance.
- **Database Errors:** The investment strategy used by the Adviser relies on proprietary databases and third-party data sources. Data entries made by the Adviser's team of financial analysts or third-parties may contain errors, as may the database system used to store such data. Any errors in the underlying data sources, data entry or database may result in the Fund acquiring or selling investments based on incorrect information. When data proves to be incorrect, misleading, flawed or incomplete, any decisions made in reliance thereon expose the Fund to potential risks. For example, by relying on such data the Adviser may be induced to buy or sell certain investments it would not have if the data was correct. As a result, the Fund could incur losses or miss out on gains on such investments before the errors are identified and corrected.
- **Systems Risk:** The Fund depends on the Adviser to develop and implement appropriate systems for its activities. The Adviser relies extensively on computer programs and systems to implement and monitor the Fund's investment strategy. The development, implementation and maintenance of these systems is complex and involves substantial research and modeling (which is then generally translated into computer code and manual and automated processes) and the retrieval, filtering, processing, translation and analysis of large amounts of financial and other corporate data. As a result, there is a risk of human or technological errors affecting the portfolio construction process and order origination, including errors in programming (e.g., "bugs" and classic coding errors), modeling, design, translational errors and compatibility issues with data sets and among systems. Similarly, with regard to trading and other systems or equipment that the Adviser utilizes, any or all of the following events may occur: (i) failures or interruptions in access to or the operations of such systems or equipment; (ii) loss of functionality; (iii) corruption; (iv) compromises in security; (v) loss of power; and (vi) other situations that adversely affect such systems or equipment. There can be no guarantee that such defects or issues will be identified in time to avoid a material adverse effect on the Fund. For example, such failures could cause the Adviser to be induced to buy or sell certain investments it would not have if the failure had not occurred.
- **Cybersecurity Risk:** As part of its business, the Adviser processes, stores and transmits large amounts of electronic information, including information relating to the transactions of the Fund. The Adviser and Fund are therefore susceptible to cybersecurity risk. Cybersecurity failures or breaches of the Fund or its service providers have the ability to cause disruptions and impact business operations, potentially resulting in financial losses, the inability of Fund shareholders to transact business, violations of applicable privacy and other laws, regulatory fines, penalties and/or reputational damage. The Fund and its shareholders could be negatively impacted as a result.
- **High Portfolio Turnover Risk:** The Fund may sell its securities, regardless of the length of time that they have been held, if the Adviser determines that it would be in the Fund's best interest to do so. It is anticipated that the Fund will frequently adjust the size of its long and short positions. These transactions will increase the Fund's "portfolio turnover" and the Fund may experience a high portfolio turnover rate (over 100%). High turnover rates generally result in higher brokerage costs, may have adverse tax consequences and therefore may reduce the Fund's returns. Frequent purchases and sales of portfolio securities may result in higher Fund expenses and may result in more significant distributions of short-term capital gains to investors, which are taxed as ordinary income.
- **Securities Lending Risk:** The Fund may make secured loans of its portfolio securities in an amount not exceeding 33% of the value of the Fund's total assets. The risks in lending portfolio securities, as with other extensions of credit, consist of possible delay in recovery of the securities and possible loss of rights in the collateral should the borrower fail financially, including possible impairment of the Fund's ability to vote the securities on loan. If a loan is collateralized by cash, the Fund typically invests the cash collateral for its own account and may pay a fee to the borrower that normally represents a portion of the Fund's earnings on the collateral. Because the Fund may invest collateral in any investments in accordance with its investment objective, the Fund's securities lending transactions will result in investment leverage. The Fund bears the risk that the value of investments made with collateral may decline.
- **Volatility Risk:** The Fund's investments may increase or decrease in value over a short period of time. This may cause the Fund's net asset value per share to experience significant increases or declines in value over short periods of time. All investments are subject to the risk of loss.

- **Tax Legislation Risk:** On December 22, 2017, new tax legislation was enacted which includes changes to tax rates, restrictions on miscellaneous itemized deductions, changes to the dividends received deduction, restrictions on the deductibility of interest, and changes to the taxation of the international operations of domestic businesses. Certain changes have sunset provisions, which are important to note. Because the tax legislation is newly enacted and Treasury Regulations related to the legislation have not been drafted, there is uncertainty in how the newly enacted tax legislation will affect the Fund's investments, as such impact may be adverse. Shareholders are urged and advised to consult their own tax advisor with respect to the impact of this legislation.

## Performance Information

The bar chart and table shown below provide some indication of the risks of investing in the Fund by showing the Fund's performance for the past three calendar years and by showing how the Fund's average annual returns for one year and since inception periods compared with those of the S&P 500® Total Return Index and the HFRX Equity Hedge Index, each a broad measure of market performance. Performance reflects contractual fee waivers in effect. If fee waivers were not in place, performance would be reduced. The Fund's past performance (before and after taxes) is not necessarily an indication of how the Fund will perform in the future. Updated performance information is available on the Fund's website at [www.GothamFunds.com](http://www.GothamFunds.com) or by calling the Fund toll-free at (877) 974-6852.



During the periods shown in the chart:

<u>Best Quarter</u>	<u>Worst Quarter</u>
8.32%	(5.68)%
December 31, 2017	September 30, 2015

### Gotham Absolute 500 Fund Class I Shares

<u>Average Annual Total Returns for the periods ended December 31, 2017</u>	<u>1 Year</u>	<u>Since Inception (July 31, 2014)</u>
Class I Shares Return Before Taxes . . . . .	16.53%	8.41%
Return After Taxes on Distributions <sup>1</sup> . . . . .	15.98%	7.92%
Return After Taxes on Distributions and Sale of Shares <sup>1</sup> . . . . .	9.80%	6.41%
HFRX Equity Hedge Index (reflects no deduction for fees, expenses or taxes) <sup>2</sup> . . . . .	9.98%	2.66%
S&P 500® Total Return Index (reflects no deductions for fees or expenses or taxes) <sup>3</sup> . . . . .	21.83%	12.34%

<sup>1</sup> After-tax returns are calculated using the historical highest individual federal marginal income tax rates and do not reflect the impact of state and local taxes. Actual after-tax returns depend on your tax situation and may differ from those shown and are not relevant if you hold your shares through tax-deferred arrangements, such as 401(k) plans or individual retirement accounts.

<sup>2</sup> The HFRX Equity Hedge Index is engineered to achieve representative performance of a larger universe of funds employing Equity Hedge Strategies. Equity Hedge Strategies maintain positions both long and short in primarily equity and equity derivative securities. A wide variety of investment processes can be employed to arrive at an investment decision, including both quantitative and fundamental techniques; strategies can be broadly diversified or narrowly focused on specific sectors and can range broadly in terms of levels of net exposure, leverage employed, holding period, concentrations of market capitalizations and valuation ranges of typical portfolios. Equity Hedge managers would typically maintain at least 50%, and may in some cases be substantially invested in equities, both long and short.

<sup>3</sup> The S&P 500® Total Return Index is a widely recognized unmanaged index of 500 common stocks, which are generally representative of the U.S. stock market as a whole. The returns provided for the S&P 500® Total Return Index include the reinvestment of dividends.

## Management of the Fund

### Investment Adviser

Gotham Asset Management, LLC

### Portfolio Managers

- **Joel Greenblatt** is a Managing Principal and Co-Chief Investment Officer of Gotham and has been a Portfolio Manager to the Fund since its inception in 2014.
- **Robert Goldstein** is a Managing Principal and Co-Chief Investment Officer of Gotham and has been a Portfolio Manager to the Fund since its inception in 2014.

### Purchase and Sale of Fund Shares

Shares of the Fund may be purchased and sold (redeemed) on any business day when the New York Stock Exchange is open for regular trading. Such purchases and redemptions can be made through a broker-dealer or other financial intermediary or directly with the Fund by sending a completed application to the addresses below. **Applications and more information can be found at [www.GothamFunds.com](http://www.GothamFunds.com).**

#### Regular Mail:

Gotham Funds  
FundVantage Trust  
c/o BNY Mellon Investment Servicing  
P.O. Box 9829  
Providence, RI 02940-8029

#### Overnight Mail:

Gotham Funds  
FundVantage Trust  
c/o BNY Mellon Investment Servicing  
4400 Computer Drive  
Westborough, MA 01581-1722

### Purchase by Wire for Accounts Held Directly with the Fund

Please contact Fund shareholder services ("Shareholder Services") toll-free at (877) 974-6852 for current wire instructions.

### Minimum Investment Requirements

The minimum initial investment for shares is \$250,000 and the minimum for each subsequent investment is \$5,000.

### Redemption by Telephone for Accounts Held Directly with the Fund

Please call Shareholder Services toll-free at (877) 974-6852.

### Redemption Online for Accounts Held Directly with the Fund

Redemptions can be made through our website at [www.GothamFunds.com](http://www.GothamFunds.com).

### Purchases and Redemptions for Accounts Held through a Financial Intermediary

Contact your financial intermediary.

### Tax Information

The Fund intends to make distributions that may be taxed as ordinary income or capital gains. Such distributions are not currently taxable when shares are held through a tax-deferred arrangement, such as a 401(k) plan or an individual retirement account. However, subsequent withdrawals from any tax-deferred account in which the shares are held may be subject to federal income tax.

### Payments to Broker-Dealers and Other Financial Intermediaries

If you purchase the Fund through a broker-dealer or other financial intermediary (such as a bank), you may be required to pay a commission to your broker or financial intermediary depending on your arrangements with them. In addition, the Fund and its related companies may pay the financial intermediary for the sale of Fund shares and/or related services to shareholders. These payments may create a conflict of interest by influencing the broker-dealer or other financial intermediary and your salesperson to recommend the Fund over another investment. Ask your salesperson or visit your financial intermediary's website for more information or visit [www.GothamFunds.com](http://www.GothamFunds.com).

Click here to view the Fund's [Statutory Prospectus](#) or [Statement of Additional Information](#).

